



Questions

Responses

129

Settings

Section 1 of 2

KTSP Mandal's
 Hutatma Rajguru Mahavidyalaya
 Rajgurunagar
 IQAC
 Student Satisfaction Survey
 Academic Year 2022-23



B *I* U

Form description


Email *

Valid email

This form is collecting emails. [Change settings](#)

Guidelines for Students As per NAAC guideline, our college is conducting a Student Satisfaction Survey regarding Teaching – Learning and Evaluation, which will help to upgrade the quality in higher education. A student will have to respond to all the questions given in the following format with her/his sincere effort and thought. Her/his identity will





KTSP Mandal's Hutatma Rajguru Mahavidyalaya Rajgurunagar IQAC Student Satisfaction Survey Academic Year 2022-23

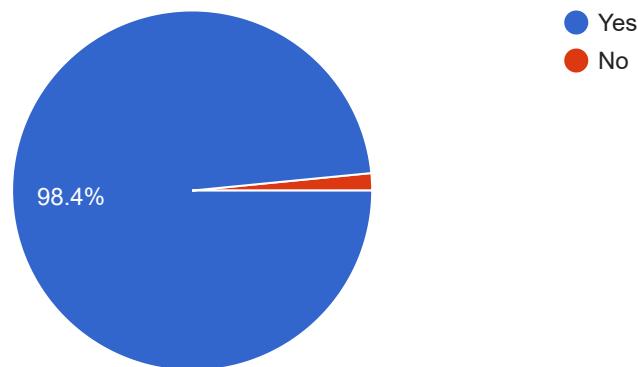
129 responses

Guidelines for Students As per NAAC guideline, our college is conducting a Student Satisfaction Survey regarding Teaching – Learning and Evaluation, which will help to upgrade the quality in higher education. A student will have to respond to all the questions given in the following format with her/his sincere effort and thought. Her/his identity will not be revealed.

Please confirm this is the first and only time you answer this survey.



129 responses



Name

129 responses

IN

Shinde Jaysree Manohar

Shivani Shivaji Sawant

Roshan Anil pable

Asmita machindra retwade

Daundkar Dnyaneshwari Sanjay

Sonam Shaikh

Isha Santosh Gangawane

Vishakha Rajkumar sen

Gundal Rupali Shivaji

Pachange Ankita Mangesh

Siddhi Rohidas Chimate

Patole said Satyawan

Sunil's doubts

Sayali Anil Borkar

Divya Vasudeo Daundkar

Samrudhi Sanjay auti

Gauri Sandip Chaudhary

Ingale Vaishnavi Sanjay

See Vaishnavi Ravindra

Bhogade Neha Raju



Muskan Anwar Shaikh

Avantika Ashok Raut

Shinde Vaishnavi Rajesh

Sable Sakshi Navnath

Aliyah

Prashant kantilal salunkhe

Bhoskar Jyoti Suresh

Daphal Harshada Laxman

Suraj vasant outside

Vaishnavi Sunil Shinde

Phadke Pradnya Santosh

Asmita Mohan

Kale vrushali deepak

Rutuja Bhagwan Sable

Bacche sakshi balu

Roshni Madhukar Ade

Ghansham Dushyant Jadhav

Aditya Ramesh Ghumatkar

Pokharkar Suyash Subhash

Prachi nagnath gudmewar

Arati Bharat music

Sakshi babaji mathe

Arude Nutan Dattatray



Sakshi sandip land

Gadge Tanvi Tanaji

Vaishnavi Ram Mathe

Mathe Shraddha Sharad

Priyanka Chandrakant

Bhogade payal sunil

Deshmukh Bhagyashree Dattatray

Shinde Arti Welcome

Nikita Arun Gadage

Amol Nandkumar Lohot

Patil Dnyaneshwar Subhash

Erande Sejal Subhash

Said Pratiksha Mangesh

Dipika Ramesh Khedkar

Asmita babaji dhamale

Sakshi daundkar

Sukhdev Singh Bhatti

Daundkar Aditya Ramchandra

Pragati Balasaheb Kokane

Vishal Santosh Pawar

Gayatri satyawa gade

Aishwarya Mahesh Lohakare

Sakshi Anil Hile



Asavari Wadekar

Bhor Vaibhav Ashok

Complaint Sahil Vishwas

Kadlag Saurabh Kailas

Najmin Bashir Inamdar

Shivani Mahendra Argade

Sneha Sanjay Bhandari

Pratiksha Vikas Adawale

Gorde Aditya balasaheb

Mayor Sanjay Bandagare

Jagdale Sushant kantaram

Yogeshwar Kalyan Gaikwad

Yash Bhanudas Bhidawe

Ayaj Shakil Inamdar

Abhishek Arun Gade

Avishkar Lahu Shingade

Kumkar Sanket Santosh

Pranali Prakash Sinalkar

Sakshi Mangesh Hundare

Akash dattatray outside

Ambadas Kakade

Mayor Dattatray Dabhade

Vaishnavi Ashok Chaudhary



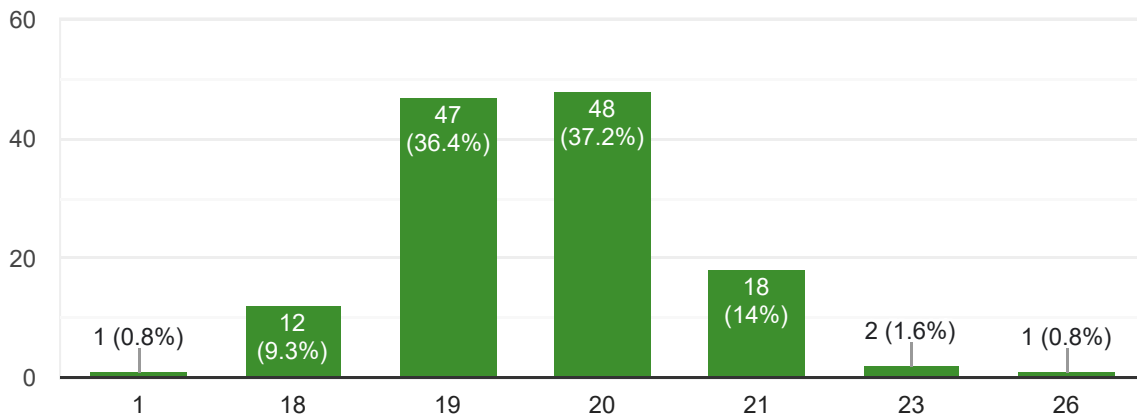
- Pragati Vikas Kulkarni
- Dangale pragati damodar
- Yogita Shantaram Sondekar
- Pawar Geeta Bhimrao
- Avinash Machindra Rakshe
- Walunj Shraddha Sanjay
- Pallavi Dashrath Takalkar
- Pornima Rajesh Walunj
- Omkar ram mali
- Suraj Rajendra Bombale

29 more responses are hidden

Okay

 Copy

129 responses



Email

129 responses

hrmmaths@gmail.com

jayshrishinde937@gmail.com

shivanisawant2050@gmail.com

roshanpabale6@gmail.com

Asmitaretavde1397@gmail.com

dnyanudaundkar0698@gmail.com

sonamshaikh244@gmail.com

ishagangawane25@gmail.com

vishakha04102004@gmail.com

rupaligundal628@gmail.com

ankitapachange58@gmail.com

siddhichimate2@gmail.com

patolesayali98@gmail.com

Shubhadapatole567@gmil.com

borkarsayali11@gmail.com

daundkardivya1@gmail.com

samruddhiauti123@gmail.com

chaudharigauri191@gmail.com

vaishnaviingale2030@gmail.com

vaishnavigade13@gmail.com

nehabhogade7177@gmail.com



muskananwarshaikh143@gmail.com

avantikar117@gmail.com

vaishnavishinde1883@gmail.com

sakshisable092@gmail.com

inamdaraliya13@gmail.com

prashant0209salunkhe@gmail.com

satishbhoskar0101@gmail.com

harshadadaphal03@gmail.com

Wajes778@gmail.com

ashashinde2223@gmail.com

phadkepradnya1004@gmail.com

asmitamohan13@gmail.com

Vrushalikale2004@gmail.com

Rutujasable3431@gmail.com

bacchesakshi72@gmail.com

aderoshni7@gmail.com

ghanshamjadhav8210@gmail.com

adityaghumatkar41@gmail.com

pokharkarsuyash05@gmail.com

prachigudmewar15@gamil.com

aratiwayal03@gmail.com

sakshimathe0@email.com

nutanarude@gmail.com



Sakshilandge17@gmail.com

tanvigadge21@gmail.com

mathevaishnavi@gmail.com

shraddhamathe32@gmail.com

katorepriyanka214@gmail.com

payalbhogade1@gmail.com

deshmukhbhagyashri513@gmail.com

@aartibshinde03@gmail.com

nikitagadage5@gmail.com

lohotamol92@gmail.com

pawanpatil83087@gmail.com

sejalerande835@gmail.com

pratikshadixit233@gmail.com

dipikahedkar05@gmail.com

asmitadhamale874@gmail.com

sakshidaundkar7@gmail.com

sunnysinghbhatti16@gmail.com

Daundkaraditya18@gmail.com

pragatikokane243@gmail.com

vishalpawar3013@gmail.com

gadegayatri644@ gmail. Com

aishwaryalohakare10@gmail.com

Sakshihile79@gmail.com



asavariwadekar2@gmail.com

vaibhavbhor472@gmail.com

sahilkokane10@gmail.com

saurabhkadlag36@gmail.com

Najmininamdar6663@gmail.com

Shivaniargade0210@gmail.com

snehabhandari160@gmail.com

pratiksha3532@gmail.com

gordeaditya70@gmail.com

bandgaremayur@gmail.com

sushantjagdale427@gmail.com

yogeshwargaikwad2004@gmail.com

Yybh5179@gmail.com

ayajinamdar051@gmail.com

abhishekgade790@gmail.com

avishkarshingade23@gmail.com

kumkarsanket9822@gmail.com

Prakashsinalkar74@gmail.com

sakshihundare600@gmail.com

akashwaje99@Gmail.com

ambadaskakade19@gmail.com

dmayur506@gmail.com

vaishnaviac7@gmail.com



pragatikulkarni191003@gmail.com

pragatidangale28@gamil.com

yogitasondekar@gmail.com

gp438429@gmail.com

raksheavinash841@gmail.com

Shraddhawalunj129@gmail.com

pallavitakalkar2@gmail.com a

pornimawalunj@gmail.com

omkarmali08975@gmail.com

surajbombale9017@gmail.com

29 more responses are hidden



Mobile No

129 responses

1

7722062571

9579217352

7249022848

9156511397

9112288524

08600963288

8767525374

7049065189

9322472936

9404923657

9657633574

9067815658

7620722926

9096875194

7397801878

7020148258

7620739939

9767102932

8080973155

9921626157



8329701325

7058549618

8767354488

7350657946

9

9423125285

9356985962

7083313115

9022464036

9175797657

7218705633

8605151768

7498847289

9545117160

9119411852

7447667617

7558500856

7666399547

9022570745

9075516041

9834663015

8999837468

9021741650



8275605043

9665117109

9665155846

9112962847

9284396604

9107510909

8010513987

7387499865

9511732775

9324567697

8308742755

7822090835

8625006316

9822416639

9284625352

7218984658

8208152751

8237489006

7972684523

9371293013

750791360

9322792677

8767754608



9112959093

9505470457

8788600726

9021660137

9175646663

7776024144

7249271307

8530045487

8767902541

8605699852

9309404403

7758091020

7620076448

8855051074

7972824910

9767910815

8421058587

9021738864

8262830338

9960785238

9307296810

9325496313

9067136582



7385830198

8788829364

7666892824

7757946037

9359786102

8010342727

7498528914

9322342622

9689430371

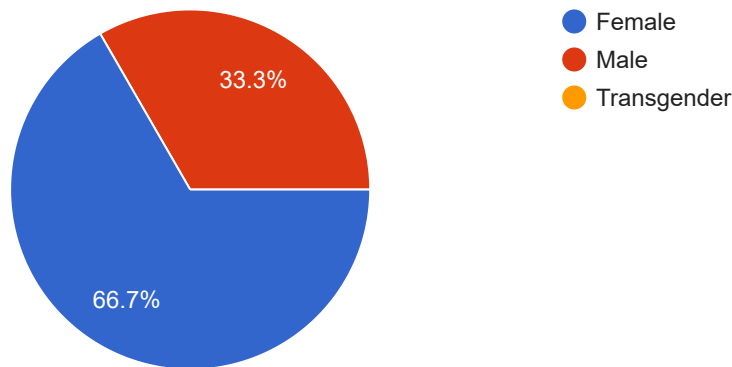
8308250652

29 more responses are hidden

Gender

 Copy

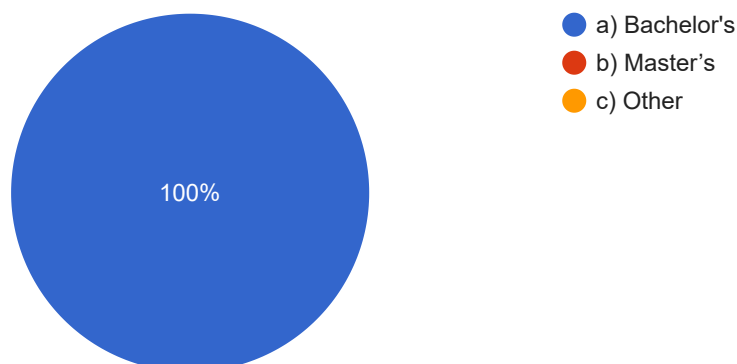
129 responses



What degree program are you pursuing now?

 Copy

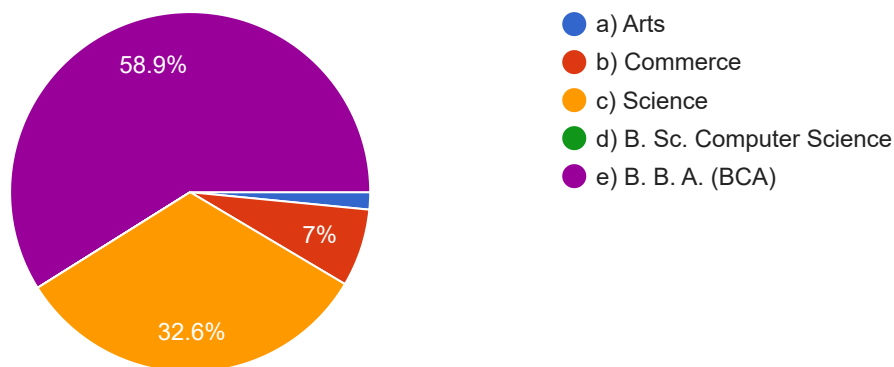
129 responses



What subject area are you currently pursuing?

 Copy

129 responses

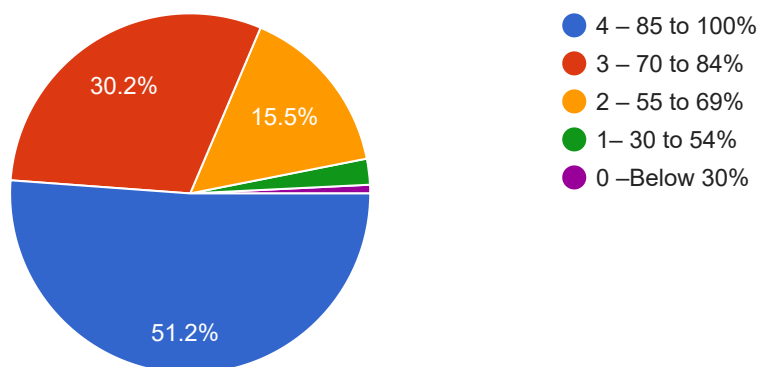


Criterion II – Teaching–Learning and Evaluation Student Satisfaction Survey on Teaching Learning Process

1. How much of the syllabus was covered in the class?

 Copy

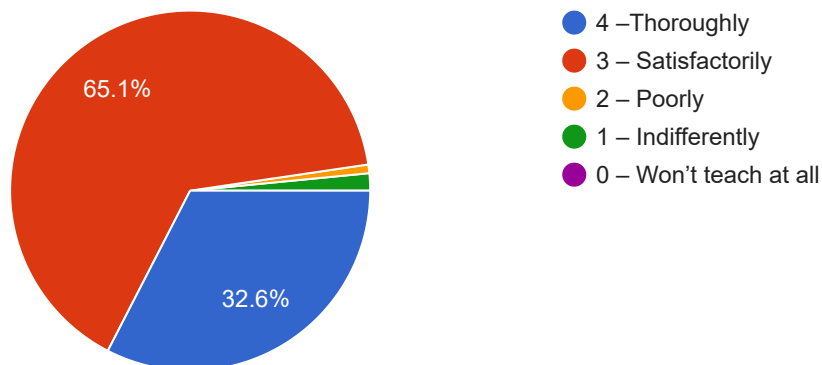
129 responses



2. How well did the teachers prepare for the classes?

 Copy

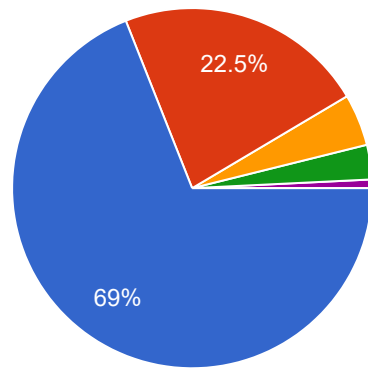
129 responses



3. How well were the teachers able to communicate?

 Copy

129 responses

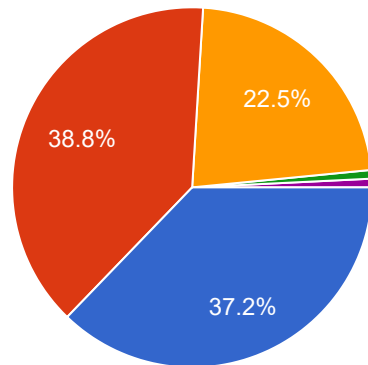


- 4 – Always effective
- 3 – Sometimes effective
- 2 – Just satisfactorily
- 1 – Generally ineffective
- 0 – Very poor communication

4. The teacher's approach to teaching can best be described as

 Copy

129 responses

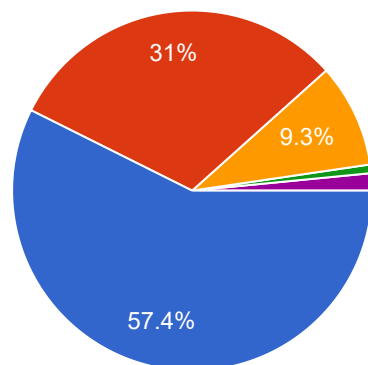


- 4 – Excellent
- 3 – Very good
- 2 – Good
- 1 – Fair
- 0 – Poor

5. Fairness of the internal evaluation process by the teachers.

 Copy

129 responses



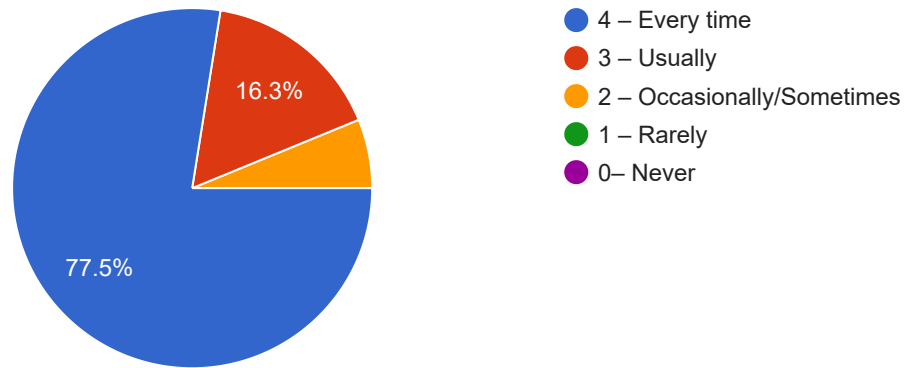
- 4 – Always fair
- 3 – Usually fair
- 2 – Sometimes unfair
- 1 – Usually unfair
- 0 – Unfair



6. Was your performance in assignments discussed with you?



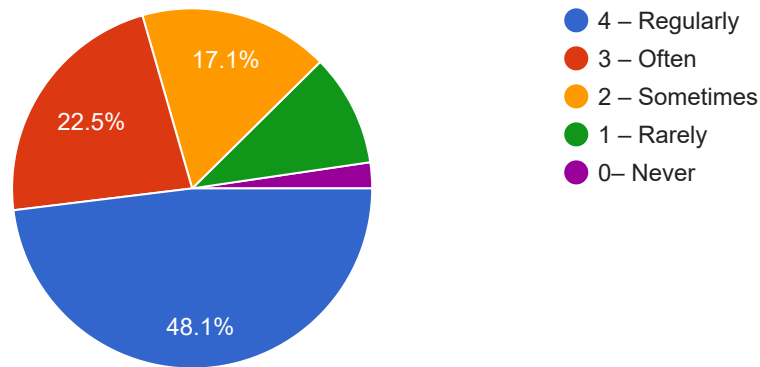
129 responses



7. The institute takes active interest in promoting internship, student exchange, field visit opportunities for students.



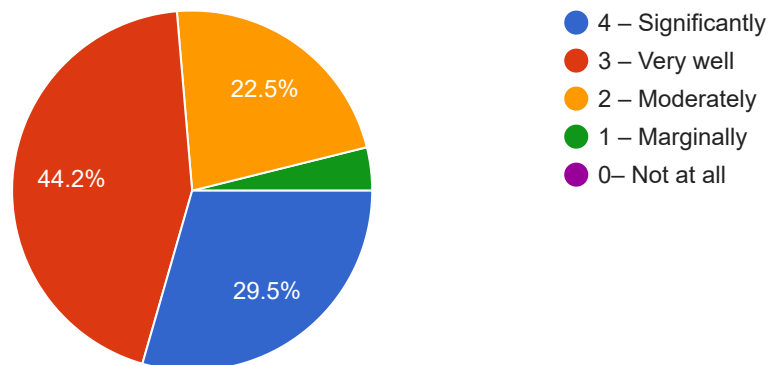
129 responses



8. The teaching and mentoring process in your institution facilitates you in cognitive, social and emotional growth.



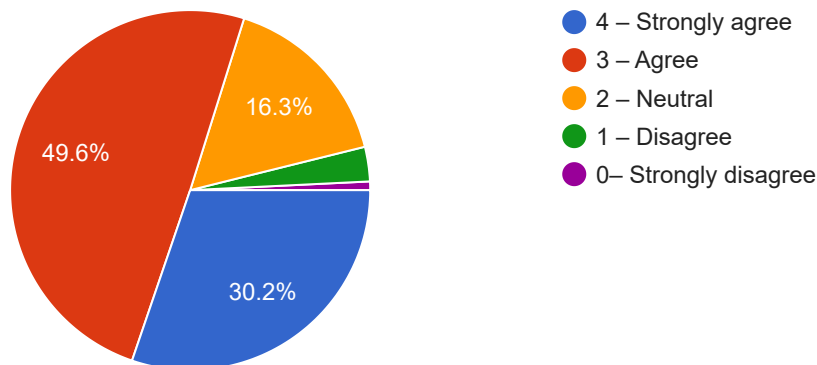
129 responses



9. The institution provides multiple opportunities to learn and grow.

 Copy

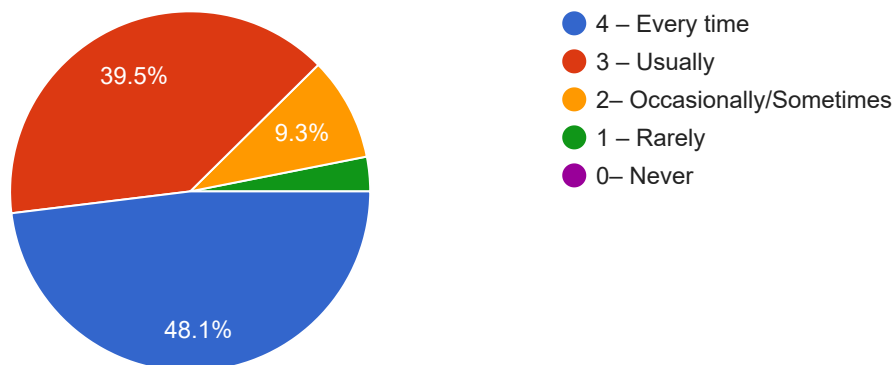
129 responses



10. Teachers inform you about your expected competencies, course outcomes and programme outcomes.

 Copy

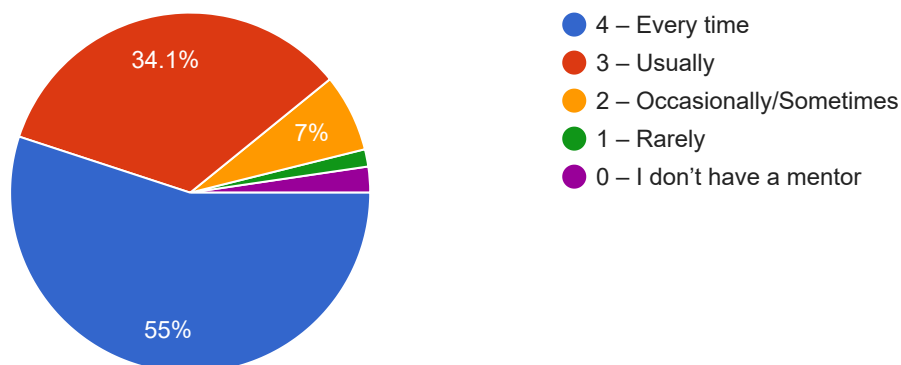
129 responses



11. Your mentor does a necessary follow-up with an assigned task to you.

 Copy

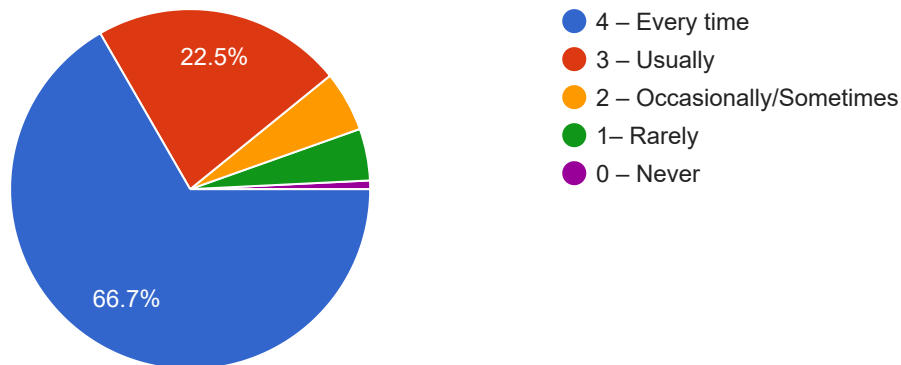
129 responses



12. The teachers illustrate the concepts through examples and applications.



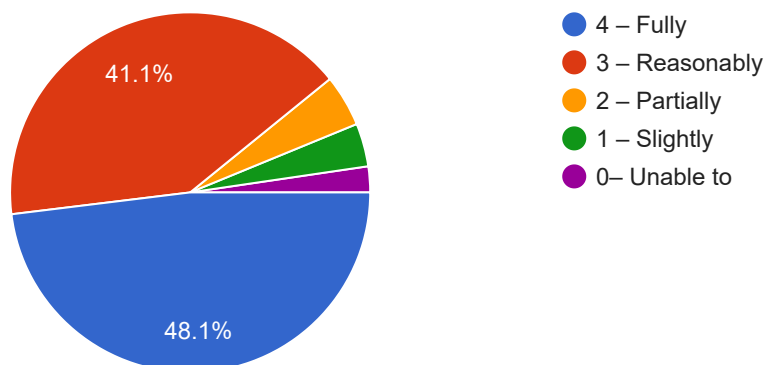
129 responses



13. The teachers identify your strengths and encourage you with providing right level of challenges.



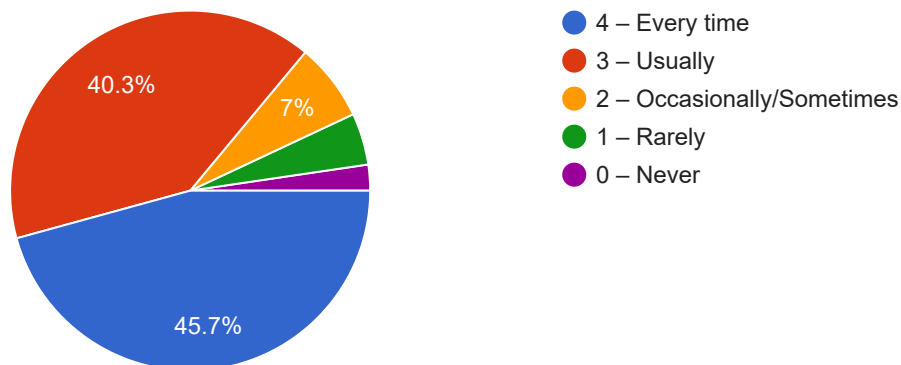
129 responses



14. Teachers are able to identify your weaknesses and help you to overcome them.



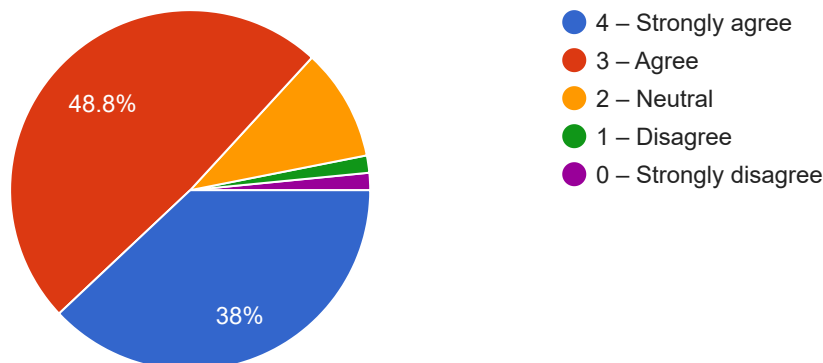
129 responses



15. The institution makes effort to engage students in the monitoring, review and continuous quality improvement of the teaching learning process.



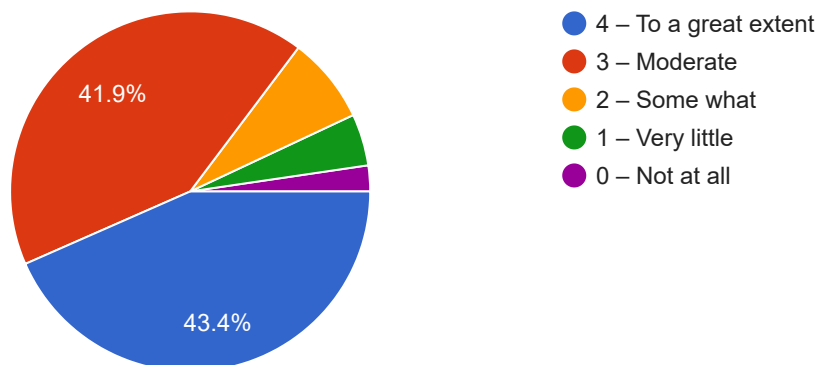
129 responses



16. The institute/ teachers use student centric methods, such as experiential learning, participative learning and problem solving methodologies for enhancing learning experiences.



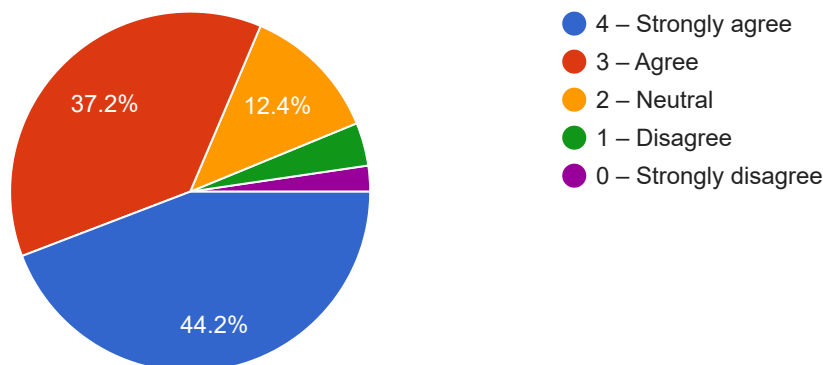
129 responses



17. Teachers encourage you to participate in extracurricular activities.



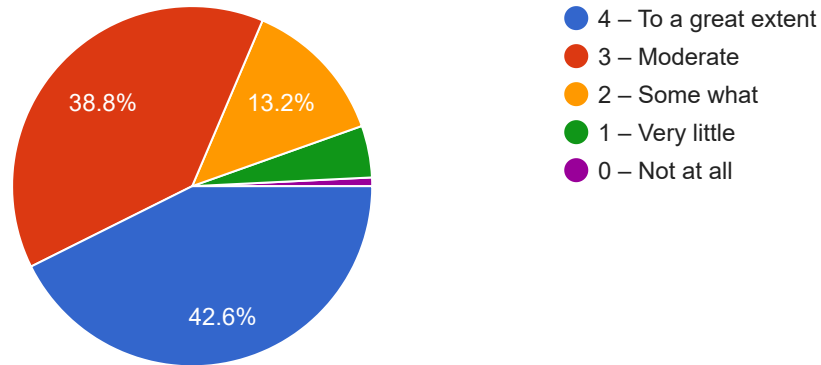
129 responses



18. Efforts are made by the institute/ teachers to inculcate soft skills, life skills and employability skills to make you ready for the world of work.



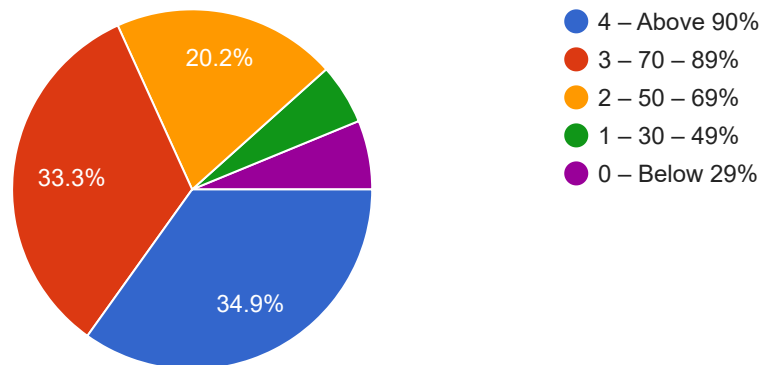
129 responses



19. What percentage of teachers use ICT tools such as LCD projector, Multimedia, etc. while teaching.



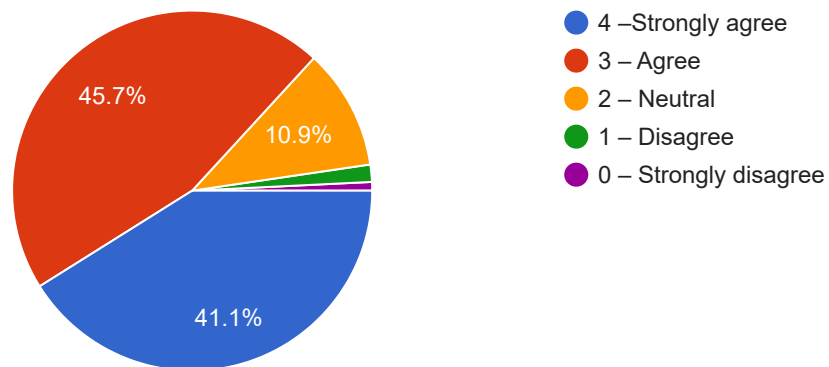
129 responses



20. The overall quality of teaching-learning process in your institute is very good.



129 responses



21. Give three observation / suggestions to improve the overall teaching – learning experience in your institution.

129 responses

No

Nothing

Good

-

Nothing

Very Good

Practical approach should develop

Practical approach should be increased

No

Nothing to suggest

Yes

no

Good teaching

Good

No suggestions

Very good

A

Visualisation based teaching should be there

Teaching slowly

No suggestion

Nothing.



1:To reduce the written work..

1:To reduce the written work

Practical approach should develop

Practical approach should develop

Improve Vocabulary skill

ImproveExplanation skill

Improve explanation skill

Practical approach should be developed

Practical approach should be develop

Practical approach should be increase

Practical approach should be increase

Teacher can use e learning.

Teacher or clg can help students to get out of every problem

Clg can provide more better facilities.

Practical approach

We won't able to visualize what we are learning, so we don't get the concepts clearly. institution must include some tools or techniques that can help science students to learn things in better way.the institution lacks in many ways.

Teachers should give some attention to increase the individual marks of students

All good

Practical approach

Nothing else

All is well

To reduce written work

No suggestions

Teaching is best



Nothing to Suggest

.

Give a chance to all students

No.

Practically teaching instead of using blackboard and and try to teach like students shows their interest to learning they do love with their syllabus.

-

—

All is well

- 1)Focus on practical knowledge
- 2)not focus only theory
- 3) theory syllabus marks reduce and increase practical marks

1) It should be presentable, 2) Teaching should be Practical(Increase Focus on coding) , 3) increase use of Internet(Projector etc)

good teaching

Teaching is nice all is good

1. Teach deeply
2. add technology in teaching
3. Make ppt related to syllabus

Please reduce amount of fees.

Reduce the amount of fee

Use better graphics and visual media to engage students well

1. Use better graphics and visual media to engage students well

Use better graphics and visual media to engage



No suggestions.



Nothing to suggest

1) improve e-learning teaching 2) While teaching give example of what are you teaching 3) While teaching teacher ask to every student are satisfied with my teaching

Oh very nice

Reduce written work Improve explanation skill All is well

Reduce the amount of fees

Reduce written work No suggestions

More challenging programs, More use of projector

Try to reach every student and ask for their doubts

Learn slowly

Excellent

1) Bring industries in college for placement sale and internship 2) At least required courses should have LCD projector for better learning

Collaboration

It should improve more effectively

Try to reach out to the students and ask their queries..

Very go

No improvement needed

They already provide the best education

They provide the best education

Use better graphics

Best education

1. teaching staff is good 2. take care of every student and their progress

Use proper techniques for teaching like examples and so on

Chan



Intership chahiye

👍 good

To understand students problem.

Excellent

This content is neither created nor endorsed by Google. [Report Abuse](#) - [Terms of Service](#) - [Privacy Policy](#)

Google Forms





KTSP Mandal's Hutatma Rajguru Mahavidyalaya Rajgurunagar IQAC

Survey 2022-23

Student Satisfaction Academic Year

* Indicates required question

1. Email *

Guidelines for Students As per NAAC guideline, our college is conducting a Student Satisfaction Survey regarding Teaching – Learning and Evaluation, which will help to upgrade the quality in higher education. A student will have to respond to all the questions given in the following format with her/his sincere effort and thought. Her/his identity will not be revealed.

2. Please confirm this is the first and only time you answer this survey. *

Mark only one oval.

Yes

No

3. Name *

4. Age *

5. Email *

6. Mobile No *

7. UIAD No (Aadhar number) *

8. Gender *

Mark only one oval.

Female

Male

Transgender

9. What degree program are you pursuing now? *

Mark only one oval.

a) Bachelor's

b) Master's

c) Other

10. What subject area are you currently pursuing? *

Mark only one oval.

- a) Arts
- b) Commerce
- c) Science
- d) B. Sc. Computer Science
- e) B. B. A. (BCA)

Criterion II – Teaching–Learning and Evaluation Student Satisfaction Survey on Teaching Learning Process

Instructions to fill the questionnaire

- All questions should be compulsorily attempted.
- Each question has five responses, choose the most appropriate one.
- The response to the qualitative question no. 21 is student's opportunity to give suggestions or improvements; she/he can also mention weaknesses of the institute here. (Kindly restrict your response to teaching learning process only)

11. 1. How much of the syllabus was covered in the class? *

Mark only one oval.

- 4 – 85 to 100%
- 3 – 70 to 84%
- 2 – 55 to 69%
- 1– 30 to 54%
- 0 –Below 30%

12. 2. How well did the teachers prepare for the classes? *

Mark only one oval.

- 4 – Thoroughly
- 3 – Satisfactorily
- 2 – Poorly
- 1 – Indifferently
- 0 – Won't teach at all

13. 3. How well were the teachers able to communicate? *

Mark only one oval.

- 4 – Always effective
- 3 – Sometimes effective
- 2 – Just satisfactorily
- 1 – Generally ineffective
- 0 – Very poor communication

14. 4. The teacher's approach to teaching can best be described as *

Mark only one oval.

- 4 – Excellent
- 3 – Very good
- 2 – Good
- 1 – Fair
- 0 – Poor

15. 5. Fairness of the internal evaluation process by the teachers. *

Mark only one oval.

- 4 – Always fair
- 3 – Usually fair
- 2 – Sometimes unfair
- 1 – Usually unfair
- 0– Unfair

16. 6. Was your performance in assignments discussed with you? *

Mark only one oval.

- 4 – Every time
- 3 – Usually
- 2 – Occasionally/Sometimes
- 1 – Rarely
- 0– Never

17. 7. The institute takes active interest in promoting internship, student exchange, *
field visit opportunities for students.

Mark only one oval.

- 4 – Regularly
- 3 – Often
- 2 – Sometimes
- 1 – Rarely
- 0– Never

18. 8. The teaching and mentoring process in your institution facilitates you in cognitive, social and emotional growth. *

Mark only one oval.

- 4 – Significantly
- 3 – Very well
- 2 – Moderately
- 1 – Marginally
- 0– Not at all

19. 9. The institution provides multiple opportunities to learn and grow. *

Mark only one oval.

- 4 – Strongly agree
- 3 – Agree
- 2 – Neutral
- 1 – Disagree
- 0– Strongly disagree

20. 10. Teachers inform you about your expected competencies, course outcomes and programme outcomes. *

Mark only one oval.

- 4 – Every time
- 3 – Usually
- 2– Occasionally/Sometimes
- 1 – Rarely
- 0– Never

21. 11. Your mentor does a necessary follow-up with an assigned task to you. *

Mark only one oval.

- 4 – Every time
- 3 – Usually
- 2 – Occasionally/Sometimes
- 1 – Rarely
- 0 – I don't have a mentor

22. 12. The teachers illustrate the concepts through examples and applications. *

Mark only one oval.

- 4 – Every time
- 3 – Usually
- 2 – Occasionally/Sometimes
- 1 – Rarely
- 0 – Never

23. 13. The teachers identify your strengths and encourage you with providing right *
level of challenges.

Mark only one oval.

- 4 – Fully
- 3 – Reasonably
- 2 – Partially
- 1 – Slightly
- 0 – Unable to

24. 14. Teachers are able to identify your weaknesses and help you to overcome them. *

Mark only one oval.

- 4 – Every time
- 3 – Usually
- 2 – Occasionally/Sometimes
- 1 – Rarely
- 0 – Never

25. 15. The institution makes effort to engage students in the monitoring, review and continuous quality improvement of the teaching learning process. *

Mark only one oval.

- 4 – Strongly agree
- 3 – Agree
- 2 – Neutral
- 1 – Disagree
- 0 – Strongly disagree

26. 16. The institute/ teachers use student centric methods, such as experiential learning, participative learning and problem solving methodologies for enhancing learning experiences. *

Mark only one oval.

- 4 – To a great extent
- 3 – Moderate
- 2 – Some what
- 1 – Very little
- 0 – Not at all

27. 17. Teachers encourage you to participate in extracurricular activities. *

Mark only one oval.

- 4 – Strongly agree
- 3 – Agree
- 2 – Neutral
- 1 – Disagree
- 0 – Strongly disagree

28. 18. Efforts are made by the institute/ teachers to inculcate soft skills, life skills and employability skills to make you ready for the world of work. *

Mark only one oval.

- 4 – To a great extent
- 3 – Moderate
- 2 – Some what
- 1 – Very little
- 0 – Not at all

29. 19. What percentage of teachers use ICT tools such as LCD projector, Multimedia, etc. while teaching. *

Mark only one oval.

- 4 – Above 90%
- 3 – 70 – 89%
- 2 – 50 – 69%
- 1 – 30 – 49%
- 0 – Below 29%

30. 20. The overall quality of teaching-learning process in your institute is very good. *

Mark only one oval.

- 4 – Strongly agree
- 3 – Agree
- 2 – Neutral
- 1 – Disagree
- 0 – Strongly disagree

31. 21. Give three observation / suggestions to improve the overall teaching – learning experience in your institution. *

This content is neither created nor endorsed by Google.

Google Forms

KTSP Mandal's Hutatma Rajguru Mahavidyalaya Rajgurunagar IQAC Student Satisfaction Survey Academic Year 2022-23

Email *

hrmmaths@gmail.com

Guidelines for Students As per NAAC guideline, our college is conducting a Student Satisfaction Survey regarding Teaching – Learning and Evaluation, which will help to upgrade the quality in higher education. A student will have to respond to all the questions given in the following format with her/his sincere effort and thought. Her/his identity will not be revealed.

Please confirm this is the first and only time you answer this survey. *

Yes

No

Name *

A

Age *

1

Email *

hrmmaths@gmail.com

Mobile No *

1

UIAD No (Aadhar number) *

1

Gender *

- Female
- Male
- Transgender

What degree program are you pursuing now? *

- a) Bachelor's
- b) Master's
- c) Other

What subject area are you currently pursuing? *

- a) Arts
- b) Commerce
- c) Science
- d) B. Sc. Computer Science
- e) B. B. A. (BCA)

Criterion II – Teaching–Learning and Evaluation Student Satisfaction Survey on Teaching Learning Process

Instructions to fill the questionnaire

- All questions should be compulsorily attempted.
- Each question has five responses, choose the most appropriate one.
- The response to the qualitative question no. 21 is student's opportunity to give suggestions or improvements; she/he can also mention weaknesses of the institute here. (Kindly restrict your response to teaching learning process only)

1. How much of the syllabus was covered in the class? *

- 4 – 85 to 100%
- 3 – 70 to 84%
- 2 – 55 to 69%
- 1– 30 to 54%
- 0 –Below 30%

2. How well did the teachers prepare for the classes? *

- 4 – Thoroughly
- 3 – Satisfactorily
- 2 – Poorly
- 1 – Indifferently
- 0 – Won't teach at all

3. How well were the teachers able to communicate? *

- 4 – Always effective
- 3 – Sometimes effective
- 2 – Just satisfactorily
- 1 – Generally ineffective
- 0 – Very poor communication

4. The teacher's approach to teaching can best be described as *

- 4 – Excellent
- 3 – Very good
- 2 – Good
- 1 – Fair
- 0 – Poor

5. Fairness of the internal evaluation process by the teachers. *

- 4 – Always fair
- 3 – Usually fair
- 2 – Sometimes unfair
- 1 – Usually unfair
- 0– Unfair

6. Was your performance in assignments discussed with you? *

- 4 – Every time
- 3 – Usually
- 2 – Occasionally/Sometimes
- 1 – Rarely
- 0– Never

7. The institute takes active interest in promoting internship, student exchange, field visit opportunities for students. *

- 4 – Regularly
- 3 – Often
- 2 – Sometimes
- 1 – Rarely
- 0– Never

8. The teaching and mentoring process in your institution facilitates you in cognitive, social and emotional growth. *

- 4 – Significantly
- 3 – Very well
- 2 – Moderately
- 1 – Marginally
- 0– Not at all

9. The institution provides multiple opportunities to learn and grow. *

- 4 – Strongly agree
- 3 – Agree
- 2 – Neutral
- 1 – Disagree
- 0– Strongly disagree

10. Teachers inform you about your expected competencies, course outcomes and programme outcomes. *

- 4 – Every time
- 3 – Usually
- 2– Occasionally/Sometimes
- 1 – Rarely
- 0– Never

11. Your mentor does a necessary follow-up with an assigned task to you. *

- 4 – Every time
- 3 – Usually
- 2 – Occasionally/Sometimes
- 1 – Rarely
- 0 – I don't have a mentor

12. The teachers illustrate the concepts through examples and applications. *

- 4 – Every time
- 3 – Usually
- 2 – Occasionally/Sometimes
- 1 – Rarely
- 0 – Never

13. The teachers identify your strengths and encourage you with providing right level of challenges. *

- 4 – Fully
- 3 – Reasonably
- 2 – Partially
- 1 – Slightly
- 0 – Unable to

14. Teachers are able to identify your weaknesses and help you to overcome them. *

- 4 – Every time
- 3 – Usually
- 2 – Occasionally/Sometimes
- 1 – Rarely
- 0 – Never

15. The institution makes effort to engage students in the monitoring, review and continuous quality improvement of the teaching learning process. *

- 4 – Strongly agree
- 3 – Agree
- 2 – Neutral
- 1 – Disagree
- 0 – Strongly disagree

16. The institute/ teachers use student centric methods, such as experiential learning, participative learning and problem solving methodologies for enhancing learning experiences. *

- 4 – To a great extent
- 3 – Moderate
- 2 – Some what
- 1 – Very little
- 0 – Not at all

17. Teachers encourage you to participate in extracurricular activities. *

- 4 – Strongly agree
- 3 – Agree
- 2 – Neutral
- 1 – Disagree
- 0 – Strongly disagree

18. Efforts are made by the institute/ teachers to inculcate soft skills, life skills and employability skills to make you ready for the world of work. *

- 4 – To a great extent
- 3 – Moderate
- 2 – Some what
- 1 – Very little
- 0 – Not at all

19. What percentage of teachers use ICT tools such as LCD projector, Multimedia, etc. while teaching. *

- 4 – Above 90%
- 3 – 70 – 89%
- 2 – 50 – 69%
- 1 – 30 – 49%
- 0 – Below 29%

20. The overall quality of teaching-learning process in your institute is very good. *

- 4 – Strongly agree
- 3 – Agree
- 2 – Neutral
- 1 – Disagree
- 0 – Strongly disagree

21. Give three observation / suggestions to improve the overall teaching – learning experience in your institution. *

A

This content is neither created nor endorsed by Google.

Google Forms

KTSP Mandal's Hutatma Rajguru Mahavidyalaya Rajgurunagar IQAC Student Satisfaction Survey Academic Year 2022-23

Email *

shivanisawant2050@gmail.com

Guidelines for Students As per NAAC guideline, our college is conducting a Student Satisfaction Survey regarding Teaching – Learning and Evaluation, which will help to upgrade the quality in higher education. A student will have to respond to all the questions given in the following format with her/his sincere effort and thought. Her/his identity will not be revealed.

Please confirm this is the first and only time you answer this survey. *

Yes

No

Name *

Shivani Shivaji Sawant

Age *

21

Email *

shivanisawant2050@gmail.com

Mobile No *

9579217352

Gender *

- Female
- Male
- Transgender

What degree program are you pursuing now? *

- a) Bachelor's
- b) Master's
- c) Other

What subject area are you currently pursuing? *

- a) Arts
- b) Commerce
- c) Science
- d) B. Sc. Computer Science
- e) B. B. A. (BCA)

Criterion II – Teaching–Learning and Evaluation Student Satisfaction Survey on Teaching Learning Process

Instructions to fill the questionnaire

- All questions should be compulsorily attempted.
- Each question has five responses, choose the most appropriate one.
- The response to the qualitative question no. 21 is student's opportunity to give suggestions or improvements; she/he can also mention weaknesses of the institute here. (Kindly restrict your response to teaching learning process only)

1. How much of the syllabus was covered in the class? *

- 4 – 85 to 100%
- 3 – 70 to 84%
- 2 – 55 to 69%
- 1– 30 to 54%
- 0 –Below 30%

2. How well did the teachers prepare for the classes? *

- 4 – Thoroughly
- 3 – Satisfactorily
- 2 – Poorly
- 1 – Indifferently
- 0 – Won't teach at all

3. How well were the teachers able to communicate? *

- 4 – Always effective
- 3 – Sometimes effective
- 2 – Just satisfactorily
- 1 – Generally ineffective
- 0 – Very poor communication

4. The teacher's approach to teaching can best be described as *

- 4 – Excellent
- 3 – Very good
- 2 – Good
- 1 – Fair
- 0 – Poor

5. Fairness of the internal evaluation process by the teachers. *

- 4 – Always fair
- 3 – Usually fair
- 2 – Sometimes unfair
- 1 – Usually unfair
- 0– Unfair

6. Was your performance in assignments discussed with you? *

- 4 – Every time
- 3 – Usually
- 2 – Occasionally/Sometimes
- 1 – Rarely
- 0– Never

7. The institute takes active interest in promoting internship, student exchange, field visit opportunities for students. *

- 4 – Regularly
- 3 – Often
- 2 – Sometimes
- 1 – Rarely
- 0– Never

8. The teaching and mentoring process in your institution facilitates you in cognitive, social and emotional growth. *

- 4 – Significantly
- 3 – Very well
- 2 – Moderately
- 1 – Marginally
- 0– Not at all

9. The institution provides multiple opportunities to learn and grow. *

- 4 – Strongly agree
- 3 – Agree
- 2 – Neutral
- 1 – Disagree
- 0– Strongly disagree

10. Teachers inform you about your expected competencies, course outcomes and programme outcomes. *

- 4 – Every time
- 3 – Usually
- 2– Occasionally/Sometimes
- 1 – Rarely
- 0– Never

11. Your mentor does a necessary follow-up with an assigned task to you. *

- 4 – Every time
- 3 – Usually
- 2 – Occasionally/Sometimes
- 1 – Rarely
- 0 – I don't have a mentor

12. The teachers illustrate the concepts through examples and applications. *

- 4 – Every time
- 3 – Usually
- 2 – Occasionally/Sometimes
- 1 – Rarely
- 0 – Never

13. The teachers identify your strengths and encourage you with providing right level of challenges. *

- 4 – Fully
- 3 – Reasonably
- 2 – Partially
- 1 – Slightly
- 0 – Unable to

14. Teachers are able to identify your weaknesses and help you to overcome them. *

- 4 – Every time
- 3 – Usually
- 2 – Occasionally/Sometimes
- 1 – Rarely
- 0 – Never

15. The institution makes effort to engage students in the monitoring, review and continuous quality improvement of the teaching learning process. *

- 4 – Strongly agree
- 3 – Agree
- 2 – Neutral
- 1 – Disagree
- 0 – Strongly disagree

16. The institute/ teachers use student centric methods, such as experiential learning, participative learning and problem solving methodologies for enhancing learning experiences. *

- 4 – To a great extent
- 3 – Moderate
- 2 – Some what
- 1 – Very little
- 0 – Not at all

17. Teachers encourage you to participate in extracurricular activities. *

- 4 – Strongly agree
- 3 – Agree
- 2 – Neutral
- 1 – Disagree
- 0 – Strongly disagree

18. Efforts are made by the institute/ teachers to inculcate soft skills, life skills and employability skills to make you ready for the world of work. *

- 4 – To a great extent
- 3 – Moderate
- 2 – Some what
- 1 – Very little
- 0 – Not at all

19. What percentage of teachers use ICT tools such as LCD projector, Multimedia, etc. while teaching. *

- 4 – Above 90%
- 3 – 70 – 89%
- 2 – 50 – 69%
- 1 – 30 – 49%
- 0 – Below 29%

20. The overall quality of teaching-learning process in your institute is very good. *

- 4 – Strongly agree
- 3 – Agree
- 2 – Neutral
- 1 – Disagree
- 0 – Strongly disagree

21. Give three observation / suggestions to improve the overall teaching – learning experience in your institution. *

Visualisation based teaching should be there

This content is neither created nor endorsed by Google.

Google Forms

KTSP Mandal's Hutatma Rajguru Mahavidyalaya Rajgurunagar IQAC Student Satisfaction Survey Academic Year 2022-23

Email *

asmitaretavde1397@gmail.com

Guidelines for Students As per NAAC guideline, our college is conducting a Student Satisfaction Survey regarding Teaching – Learning and Evaluation, which will help to upgrade the quality in higher education. A student will have to respond to all the questions given in the following format with her/his sincere effort and thought. Her/his identity will not be revealed.

Please confirm this is the first and only time you answer this survey. *

Yes

No

Name *

Asmita machindra retwade

Age *

26

Email *

Asmitaretavde1397@gmail.com

Mobile No *

9156511397

Gender *

- Female
- Male
- Transgender

What degree program are you pursuing now? *

- a) Bachelor's
- b) Master's
- c) Other

What subject area are you currently pursuing? *

- a) Arts
- b) Commerce
- c) Science
- d) B. Sc. Computer Science
- e) B. B. A. (BCA)

Criterion II – Teaching–Learning and Evaluation Student Satisfaction Survey on Teaching Learning Process

Instructions to fill the questionnaire

- All questions should be compulsorily attempted.
- Each question has five responses, choose the most appropriate one.
- The response to the qualitative question no. 21 is student's opportunity to give suggestions or improvements; she/he can also mention weaknesses of the institute here. (Kindly restrict your response to teaching learning process only)

1. How much of the syllabus was covered in the class? *

- 4 – 85 to 100%
- 3 – 70 to 84%
- 2 – 55 to 69%
- 1– 30 to 54%
- 0 –Below 30%

2. How well did the teachers prepare for the classes? *

- 4 – Thoroughly
- 3 – Satisfactorily
- 2 – Poorly
- 1 – Indifferently
- 0 – Won't teach at all

3. How well were the teachers able to communicate? *

- 4 – Always effective
- 3 – Sometimes effective
- 2 – Just satisfactorily
- 1 – Generally ineffective
- 0 – Very poor communication

4. The teacher's approach to teaching can best be described as *

- 4 – Excellent
- 3 – Very good
- 2 – Good
- 1 – Fair
- 0 – Poor

5. Fairness of the internal evaluation process by the teachers. *

- 4 – Always fair
- 3 – Usually fair
- 2 – Sometimes unfair
- 1 – Usually unfair
- 0– Unfair

6. Was your performance in assignments discussed with you? *

- 4 – Every time
- 3 – Usually
- 2 – Occasionally/Sometimes
- 1 – Rarely
- 0– Never

7. The institute takes active interest in promoting internship, student exchange, field visit opportunities for students. *

- 4 – Regularly
- 3 – Often
- 2 – Sometimes
- 1 – Rarely
- 0– Never

8. The teaching and mentoring process in your institution facilitates you in cognitive, social and emotional growth. *

- 4 – Significantly
- 3 – Very well
- 2 – Moderately
- 1 – Marginally
- 0– Not at all

9. The institution provides multiple opportunities to learn and grow. *

- 4 – Strongly agree
- 3 – Agree
- 2 – Neutral
- 1 – Disagree
- 0– Strongly disagree

10. Teachers inform you about your expected competencies, course outcomes and programme outcomes. *

- 4 – Every time
- 3 – Usually
- 2– Occasionally/Sometimes
- 1 – Rarely
- 0– Never

11. Your mentor does a necessary follow-up with an assigned task to you. *

- 4 – Every time
- 3 – Usually
- 2 – Occasionally/Sometimes
- 1 – Rarely
- 0 – I don't have a mentor

12. The teachers illustrate the concepts through examples and applications. *

- 4 – Every time
- 3 – Usually
- 2 – Occasionally/Sometimes
- 1 – Rarely
- 0 – Never

13. The teachers identify your strengths and encourage you with providing right level of challenges. *

- 4 – Fully
- 3 – Reasonably
- 2 – Partially
- 1 – Slightly
- 0 – Unable to

14. Teachers are able to identify your weaknesses and help you to overcome them. *

- 4 – Every time
- 3 – Usually
- 2 – Occasionally/Sometimes
- 1 – Rarely
- 0 – Never

15. The institution makes effort to engage students in the monitoring, review and continuous quality improvement of the teaching learning process. *

- 4 – Strongly agree
- 3 – Agree
- 2 – Neutral
- 1 – Disagree
- 0 – Strongly disagree

16. The institute/ teachers use student centric methods, such as experiential learning, participative learning and problem solving methodologies for enhancing learning experiences. *

- 4 – To a great extent
- 3 – Moderate
- 2 – Some what
- 1 – Very little
- 0 – Not at all

17. Teachers encourage you to participate in extracurricular activities. *

- 4 – Strongly agree
- 3 – Agree
- 2 – Neutral
- 1 – Disagree
- 0 – Strongly disagree

18. Efforts are made by the institute/ teachers to inculcate soft skills, life skills and employability skills to make you ready for the world of work. *

- 4 – To a great extent
- 3 – Moderate
- 2 – Some what
- 1 – Very little
- 0 – Not at all

19. What percentage of teachers use ICT tools such as LCD projector, Multimedia, etc. while teaching. *

- 4 – Above 90%
- 3 – 70 – 89%
- 2 – 50 – 69%
- 1 – 30 – 49%
- 0 – Below 29%

20. The overall quality of teaching-learning process in your institute is very good. *

- 4 – Strongly agree
- 3 – Agree
- 2 – Neutral
- 1 – Disagree
- 0 – Strongly disagree

21. Give three observation / suggestions to improve the overall teaching – learning experience in your institution. *

No suggestion

This content is neither created nor endorsed by Google.

Google Forms

KTSP Mandal's Hutatma Rajguru Mahavidyalaya Rajgurunagar IQAC Student Satisfaction Survey Academic Year 2022-23

Email *

dnyanudaundkar0698@gmail.com

Guidelines for Students As per NAAC guideline, our college is conducting a Student Satisfaction Survey regarding Teaching – Learning and Evaluation, which will help to upgrade the quality in higher education. A student will have to respond to all the questions given in the following format with her/his sincere effort and thought. Her/his identity will not be revealed.

Please confirm this is the first and only time you answer this survey. *

Yes

No

Name *

Daundkar Dnyaneshwari Sanjay

Age *

18

Email *

dnyanudaundkar0698@gmail.com

Mobile No *

9112288524

Gender *

- Female
- Male
- Transgender

What degree program are you pursuing now? *

- a) Bachelor's
- b) Master's
- c) Other

What subject area are you currently pursuing? *

- a) Arts
- b) Commerce
- c) Science
- d) B. Sc. Computer Science
- e) B. B. A. (BCA)

Criterion II – Teaching–Learning and Evaluation Student Satisfaction Survey on Teaching Learning Process

Instructions to fill the questionnaire

- All questions should be compulsorily attempted.
- Each question has five responses, choose the most appropriate one.
- The response to the qualitative question no. 21 is student's opportunity to give suggestions or improvements; she/he can also mention weaknesses of the institute here. (Kindly restrict your response to teaching learning process only)

1. How much of the syllabus was covered in the class? *

- 4 – 85 to 100%
- 3 – 70 to 84%
- 2 – 55 to 69%
- 1– 30 to 54%
- 0 –Below 30%

2. How well did the teachers prepare for the classes? *

- 4 – Thoroughly
- 3 – Satisfactorily
- 2 – Poorly
- 1 – Indifferently
- 0 – Won't teach at all

3. How well were the teachers able to communicate? *

- 4 – Always effective
- 3 – Sometimes effective
- 2 – Just satisfactorily
- 1 – Generally ineffective
- 0 – Very poor communication

4. The teacher's approach to teaching can best be described as *

- 4 – Excellent
- 3 – Very good
- 2 – Good
- 1 – Fair
- 0 – Poor

5. Fairness of the internal evaluation process by the teachers. *

- 4 – Always fair
- 3 – Usually fair
- 2 – Sometimes unfair
- 1 – Usually unfair
- 0– Unfair

6. Was your performance in assignments discussed with you? *

- 4 – Every time
- 3 – Usually
- 2 – Occasionally/Sometimes
- 1 – Rarely
- 0– Never

7. The institute takes active interest in promoting internship, student exchange, field visit opportunities for students. *

- 4 – Regularly
- 3 – Often
- 2 – Sometimes
- 1 – Rarely
- 0– Never

8. The teaching and mentoring process in your institution facilitates you in cognitive, social and emotional growth. *

- 4 – Significantly
- 3 – Very well
- 2 – Moderately
- 1 – Marginally
- 0– Not at all

9. The institution provides multiple opportunities to learn and grow. *

- 4 – Strongly agree
- 3 – Agree
- 2 – Neutral
- 1 – Disagree
- 0– Strongly disagree

10. Teachers inform you about your expected competencies, course outcomes and programme outcomes. *

- 4 – Every time
- 3 – Usually
- 2– Occasionally/Sometimes
- 1 – Rarely
- 0– Never

11. Your mentor does a necessary follow-up with an assigned task to you. *

- 4 – Every time
- 3 – Usually
- 2 – Occasionally/Sometimes
- 1 – Rarely
- 0 – I don't have a mentor

12. The teachers illustrate the concepts through examples and applications. *

- 4 – Every time
- 3 – Usually
- 2 – Occasionally/Sometimes
- 1 – Rarely
- 0 – Never

13. The teachers identify your strengths and encourage you with providing right level of challenges. *

- 4 – Fully
- 3 – Reasonably
- 2 – Partially
- 1 – Slightly
- 0 – Unable to

14. Teachers are able to identify your weaknesses and help you to overcome them. *

- 4 – Every time
- 3 – Usually
- 2 – Occasionally/Sometimes
- 1 – Rarely
- 0 – Never

15. The institution makes effort to engage students in the monitoring, review and continuous quality improvement of the teaching learning process. *

- 4 – Strongly agree
- 3 – Agree
- 2 – Neutral
- 1 – Disagree
- 0 – Strongly disagree

16. The institute/ teachers use student centric methods, such as experiential learning, participative learning and problem solving methodologies for enhancing learning experiences. *

- 4 – To a great extent
- 3 – Moderate
- 2 – Some what
- 1 – Very little
- 0 – Not at all

17. Teachers encourage you to participate in extracurricular activities. *

- 4 – Strongly agree
- 3 – Agree
- 2 – Neutral
- 1 – Disagree
- 0 – Strongly disagree

18. Efforts are made by the institute/ teachers to inculcate soft skills, life skills and employability skills to make you ready for the world of work. *

- 4 – To a great extent
- 3 – Moderate
- 2 – Some what
- 1 – Very little
- 0 – Not at all

19. What percentage of teachers use ICT tools such as LCD projector, Multimedia, etc. while teaching. *

- 4 – Above 90%
- 3 – 70 – 89%
- 2 – 50 – 69%
- 1 – 30 – 49%
- 0 – Below 29%

20. The overall quality of teaching-learning process in your institute is very good. *

- 4 – Strongly agree
- 3 – Agree
- 2 – Neutral
- 1 – Disagree
- 0 – Strongly disagree

21. Give three observation / suggestions to improve the overall teaching – learning experience in your institution. *

Nothing.

This content is neither created nor endorsed by Google.

Google Forms

KTSP Mandal's Hutatma Rajguru Mahavidyalaya Rajgurunagar IQAC Student Satisfaction Survey Academic Year 2022-23

Email *

sonamshaikh244@gmail.com

Guidelines for Students As per NAAC guideline, our college is conducting a Student Satisfaction Survey regarding Teaching – Learning and Evaluation, which will help to upgrade the quality in higher education. A student will have to respond to all the questions given in the following format with her/his sincere effort and thought. Her/his identity will not be revealed.

Please confirm this is the first and only time you answer this survey. *

Yes

No

Name *

Sonam Shaikh

Age *

19

Email *

sonamshaikh244@gmail.com

Mobile No *

08600963288

Gender *

- Female
- Male
- Transgender

What degree program are you pursuing now? *

- a) Bachelor's
- b) Master's
- c) Other

What subject area are you currently pursuing? *

- a) Arts
- b) Commerce
- c) Science
- d) B. Sc. Computer Science
- e) B. B. A. (BCA)

Criterion II – Teaching–Learning and Evaluation Student Satisfaction Survey on Teaching Learning Process

Instructions to fill the questionnaire

- All questions should be compulsorily attempted.
- Each question has five responses, choose the most appropriate one.
- The response to the qualitative question no. 21 is student's opportunity to give suggestions or improvements; she/he can also mention weaknesses of the institute here. (Kindly restrict your response to teaching learning process only)

1. How much of the syllabus was covered in the class? *

- 4 – 85 to 100%
- 3 – 70 to 84%
- 2 – 55 to 69%
- 1– 30 to 54%
- 0 –Below 30%

2. How well did the teachers prepare for the classes? *

- 4 – Thoroughly
- 3 – Satisfactorily
- 2 – Poorly
- 1 – Indifferently
- 0 – Won't teach at all

3. How well were the teachers able to communicate? *

- 4 – Always effective
- 3 – Sometimes effective
- 2 – Just satisfactorily
- 1 – Generally ineffective
- 0 – Very poor communication

4. The teacher's approach to teaching can best be described as *

- 4 – Excellent
- 3 – Very good
- 2 – Good
- 1 – Fair
- 0 – Poor

5. Fairness of the internal evaluation process by the teachers. *

- 4 – Always fair
- 3 – Usually fair
- 2 – Sometimes unfair
- 1 – Usually unfair
- 0– Unfair

6. Was your performance in assignments discussed with you? *

- 4 – Every time
- 3 – Usually
- 2 – Occasionally/Sometimes
- 1 – Rarely
- 0– Never

7. The institute takes active interest in promoting internship, student exchange, field visit opportunities for students. *

- 4 – Regularly
- 3 – Often
- 2 – Sometimes
- 1 – Rarely
- 0– Never

8. The teaching and mentoring process in your institution facilitates you in cognitive, social and emotional growth. *

- 4 – Significantly
- 3 – Very well
- 2 – Moderately
- 1 – Marginally
- 0– Not at all

9. The institution provides multiple opportunities to learn and grow. *

- 4 – Strongly agree
- 3 – Agree
- 2 – Neutral
- 1 – Disagree
- 0– Strongly disagree

10. Teachers inform you about your expected competencies, course outcomes and programme outcomes. *

- 4 – Every time
- 3 – Usually
- 2– Occasionally/Sometimes
- 1 – Rarely
- 0– Never

11. Your mentor does a necessary follow-up with an assigned task to you. *

- 4 – Every time
- 3 – Usually
- 2 – Occasionally/Sometimes
- 1 – Rarely
- 0 – I don't have a mentor

12. The teachers illustrate the concepts through examples and applications. *

- 4 – Every time
- 3 – Usually
- 2 – Occasionally/Sometimes
- 1 – Rarely
- 0 – Never

13. The teachers identify your strengths and encourage you with providing right level of challenges. *

- 4 – Fully
- 3 – Reasonably
- 2 – Partially
- 1 – Slightly
- 0 – Unable to

14. Teachers are able to identify your weaknesses and help you to overcome them. *

- 4 – Every time
- 3 – Usually
- 2 – Occasionally/Sometimes
- 1 – Rarely
- 0 – Never

15. The institution makes effort to engage students in the monitoring, review and continuous quality improvement of the teaching learning process. *

- 4 – Strongly agree
- 3 – Agree
- 2 – Neutral
- 1 – Disagree
- 0 – Strongly disagree

16. The institute/ teachers use student centric methods, such as experiential learning, participative learning and problem solving methodologies for enhancing learning experiences. *

- 4 – To a great extent
- 3 – Moderate
- 2 – Some what
- 1 – Very little
- 0 – Not at all

17. Teachers encourage you to participate in extracurricular activities. *

- 4 – Strongly agree
- 3 – Agree
- 2 – Neutral
- 1 – Disagree
- 0 – Strongly disagree

18. Efforts are made by the institute/ teachers to inculcate soft skills, life skills and employability skills to make you ready for the world of work. *

- 4 – To a great extent
- 3 – Moderate
- 2 – Some what
- 1 – Very little
- 0 – Not at all

19. What percentage of teachers use ICT tools such as LCD projector, Multimedia, etc. while teaching. *

- 4 – Above 90%
- 3 – 70 – 89%
- 2 – 50 – 69%
- 1 – 30 – 49%
- 0 – Below 29%

20. The overall quality of teaching-learning process in your institute is very good. *

- 4 – Strongly agree
- 3 – Agree
- 2 – Neutral
- 1 – Disagree
- 0 – Strongly disagree

21. Give three observation / suggestions to improve the overall teaching – learning experience in your institution. *

Nothing

This content is neither created nor endorsed by Google.

Google Forms

KTSP Mandal's Hutatma Rajguru Mahavidyalaya Rajgurunagar IQAC Student Satisfaction Survey Academic Year 2022-23

Email *

ishagangawane25@gmail.com

Guidelines for Students As per NAAC guideline, our college is conducting a Student Satisfaction Survey regarding Teaching – Learning and Evaluation, which will help to upgrade the quality in higher education. A student will have to respond to all the questions given in the following format with her/his sincere effort and thought. Her/his identity will not be revealed.

Please confirm this is the first and only time you answer this survey. *

Yes

No

Name *

Isha Santosh Gangawane

Age *

19

Email *

ishagangawane25@gmail.com

Mobile No *

8767525374

Gender *

- Female
- Male
- Transgender

What degree program are you pursuing now? *

- a) Bachelor's
- b) Master's
- c) Other

What subject area are you currently pursuing? *

- a) Arts
- b) Commerce
- c) Science
- d) B. Sc. Computer Science
- e) B. B. A. (BCA)

Criterion II – Teaching–Learning and Evaluation Student Satisfaction Survey on Teaching Learning Process

Instructions to fill the questionnaire

- All questions should be compulsorily attempted.
- Each question has five responses, choose the most appropriate one.
- The response to the qualitative question no. 21 is student's opportunity to give suggestions or improvements; she/he can also mention weaknesses of the institute here. (Kindly restrict your response to teaching learning process only)

1. How much of the syllabus was covered in the class? *

- 4 – 85 to 100%
- 3 – 70 to 84%
- 2 – 55 to 69%
- 1– 30 to 54%
- 0 –Below 30%

2. How well did the teachers prepare for the classes? *

- 4 – Thoroughly
- 3 – Satisfactorily
- 2 – Poorly
- 1 – Indifferently
- 0 – Won't teach at all

3. How well were the teachers able to communicate? *

- 4 – Always effective
- 3 – Sometimes effective
- 2 – Just satisfactorily
- 1 – Generally ineffective
- 0 – Very poor communication

4. The teacher's approach to teaching can best be described as *

- 4 – Excellent
- 3 – Very good
- 2 – Good
- 1 – Fair
- 0 – Poor

5. Fairness of the internal evaluation process by the teachers. *

- 4 – Always fair
- 3 – Usually fair
- 2 – Sometimes unfair
- 1 – Usually unfair
- 0– Unfair

6. Was your performance in assignments discussed with you? *

- 4 – Every time
- 3 – Usually
- 2 – Occasionally/Sometimes
- 1 – Rarely
- 0– Never

7. The institute takes active interest in promoting internship, student exchange, field visit opportunities for students. *

- 4 – Regularly
- 3 – Often
- 2 – Sometimes
- 1 – Rarely
- 0– Never

8. The teaching and mentoring process in your institution facilitates you in cognitive, social and emotional growth. *

- 4 – Significantly
- 3 – Very well
- 2 – Moderately
- 1 – Marginally
- 0– Not at all

9. The institution provides multiple opportunities to learn and grow. *

- 4 – Strongly agree
- 3 – Agree
- 2 – Neutral
- 1 – Disagree
- 0– Strongly disagree

10. Teachers inform you about your expected competencies, course outcomes and programme outcomes. *

- 4 – Every time
- 3 – Usually
- 2– Occasionally/Sometimes
- 1 – Rarely
- 0– Never

11. Your mentor does a necessary follow-up with an assigned task to you. *

- 4 – Every time
- 3 – Usually
- 2 – Occasionally/Sometimes
- 1 – Rarely
- 0 – I don't have a mentor

12. The teachers illustrate the concepts through examples and applications. *

- 4 – Every time
- 3 – Usually
- 2 – Occasionally/Sometimes
- 1 – Rarely
- 0 – Never

13. The teachers identify your strengths and encourage you with providing right level of challenges. *

- 4 – Fully
- 3 – Reasonably
- 2 – Partially
- 1 – Slightly
- 0 – Unable to

14. Teachers are able to identify your weaknesses and help you to overcome them. *

- 4 – Every time
- 3 – Usually
- 2 – Occasionally/Sometimes
- 1 – Rarely
- 0 – Never

15. The institution makes effort to engage students in the monitoring, review and continuous quality improvement of the teaching learning process. *

- 4 – Strongly agree
- 3 – Agree
- 2 – Neutral
- 1 – Disagree
- 0 – Strongly disagree

16. The institute/ teachers use student centric methods, such as experiential learning, participative learning and problem solving methodologies for enhancing learning experiences. *

- 4 – To a great extent
- 3 – Moderate
- 2 – Some what
- 1 – Very little
- 0 – Not at all

17. Teachers encourage you to participate in extracurricular activities. *

- 4 – Strongly agree
- 3 – Agree
- 2 – Neutral
- 1 – Disagree
- 0 – Strongly disagree

18. Efforts are made by the institute/ teachers to inculcate soft skills, life skills and employability skills to make you ready for the world of work. *

- 4 – To a great extent
- 3 – Moderate
- 2 – Some what
- 1 – Very little
- 0 – Not at all

19. What percentage of teachers use ICT tools such as LCD projector, Multimedia, etc. while teaching. *

- 4 – Above 90%
- 3 – 70 – 89%
- 2 – 50 – 69%
- 1 – 30 – 49%
- 0 – Below 29%

20. The overall quality of teaching-learning process in your institute is very good. *

- 4 – Strongly agree
- 3 – Agree
- 2 – Neutral
- 1 – Disagree
- 0 – Strongly disagree

21. Give three observation / suggestions to improve the overall teaching – learning experience in your institution. *

1:To reduce the written work..

This content is neither created nor endorsed by Google.

Google Forms

KTSP Mandal's Hutatma Rajguru Mahavidyalaya Rajgurunagar IQAC Student Satisfaction Survey Academic Year 2022-23

Email *

vishakha04102004@gmail.com

Guidelines for Students As per NAAC guideline, our college is conducting a Student Satisfaction Survey regarding Teaching – Learning and Evaluation, which will help to upgrade the quality in higher education. A student will have to respond to all the questions given in the following format with her/his sincere effort and thought. Her/his identity will not be revealed.

Please confirm this is the first and only time you answer this survey. *

Yes

No

Name *

Vishakha Rajkumar sen

Age *

19

Email *

vishakha04102004@gmail.com

Mobile No *

7049065189

Gender *

- Female
- Male
- Transgender

What degree program are you pursuing now? *

- a) Bachelor's
- b) Master's
- c) Other

What subject area are you currently pursuing? *

- a) Arts
- b) Commerce
- c) Science
- d) B. Sc. Computer Science
- e) B. B. A. (BCA)

Criterion II – Teaching–Learning and Evaluation Student Satisfaction Survey on Teaching Learning Process

Instructions to fill the questionnaire

- All questions should be compulsorily attempted.
- Each question has five responses, choose the most appropriate one.
- The response to the qualitative question no. 21 is student's opportunity to give suggestions or improvements; she/he can also mention weaknesses of the institute here. (Kindly restrict your response to teaching learning process only)

1. How much of the syllabus was covered in the class? *

- 4 – 85 to 100%
- 3 – 70 to 84%
- 2 – 55 to 69%
- 1– 30 to 54%
- 0 –Below 30%

2. How well did the teachers prepare for the classes? *

- 4 – Thoroughly
- 3 – Satisfactorily
- 2 – Poorly
- 1 – Indifferently
- 0 – Won't teach at all

3. How well were the teachers able to communicate? *

- 4 – Always effective
- 3 – Sometimes effective
- 2 – Just satisfactorily
- 1 – Generally ineffective
- 0 – Very poor communication

4. The teacher's approach to teaching can best be described as *

- 4 – Excellent
- 3 – Very good
- 2 – Good
- 1 – Fair
- 0 – Poor

5. Fairness of the internal evaluation process by the teachers. *

- 4 – Always fair
- 3 – Usually fair
- 2 – Sometimes unfair
- 1 – Usually unfair
- 0– Unfair

6. Was your performance in assignments discussed with you? *

- 4 – Every time
- 3 – Usually
- 2 – Occasionally/Sometimes
- 1 – Rarely
- 0– Never

7. The institute takes active interest in promoting internship, student exchange, field visit opportunities for students. *

- 4 – Regularly
- 3 – Often
- 2 – Sometimes
- 1 – Rarely
- 0– Never

8. The teaching and mentoring process in your institution facilitates you in cognitive, social and emotional growth. *

- 4 – Significantly
- 3 – Very well
- 2 – Moderately
- 1 – Marginally
- 0– Not at all

9. The institution provides multiple opportunities to learn and grow. *

- 4 – Strongly agree
- 3 – Agree
- 2 – Neutral
- 1 – Disagree
- 0– Strongly disagree

10. Teachers inform you about your expected competencies, course outcomes and programme outcomes. *

- 4 – Every time
- 3 – Usually
- 2– Occasionally/Sometimes
- 1 – Rarely
- 0– Never

11. Your mentor does a necessary follow-up with an assigned task to you. *

- 4 – Every time
- 3 – Usually
- 2 – Occasionally/Sometimes
- 1 – Rarely
- 0 – I don't have a mentor

12. The teachers illustrate the concepts through examples and applications. *

- 4 – Every time
- 3 – Usually
- 2 – Occasionally/Sometimes
- 1 – Rarely
- 0 – Never

13. The teachers identify your strengths and encourage you with providing right level of challenges. *

- 4 – Fully
- 3 – Reasonably
- 2 – Partially
- 1 – Slightly
- 0 – Unable to

14. Teachers are able to identify your weaknesses and help you to overcome them. *

- 4 – Every time
- 3 – Usually
- 2 – Occasionally/Sometimes
- 1 – Rarely
- 0 – Never

15. The institution makes effort to engage students in the monitoring, review and continuous quality improvement of the teaching learning process. *

- 4 – Strongly agree
- 3 – Agree
- 2 – Neutral
- 1 – Disagree
- 0 – Strongly disagree

16. The institute/ teachers use student centric methods, such as experiential learning, participative learning and problem solving methodologies for enhancing learning experiences. *

- 4 – To a great extent
- 3 – Moderate
- 2 – Some what
- 1 – Very little
- 0 – Not at all

17. Teachers encourage you to participate in extracurricular activities. *

- 4 – Strongly agree
- 3 – Agree
- 2 – Neutral
- 1 – Disagree
- 0 – Strongly disagree

18. Efforts are made by the institute/ teachers to inculcate soft skills, life skills and employability skills to make you ready for the world of work. *

- 4 – To a great extent
- 3 – Moderate
- 2 – Some what
- 1 – Very little
- 0 – Not at all

19. What percentage of teachers use ICT tools such as LCD projector, Multimedia, etc. while teaching. *

- 4 – Above 90%
- 3 – 70 – 89%
- 2 – 50 – 69%
- 1 – 30 – 49%
- 0 – Below 29%

20. The overall quality of teaching-learning process in your institute is very good. *

- 4 – Strongly agree
- 3 – Agree
- 2 – Neutral
- 1 – Disagree
- 0 – Strongly disagree

21. Give three observation / suggestions to improve the overall teaching – learning experience in your institution. *

1: To reduce the written work

This content is neither created nor endorsed by Google.

Google Forms

KTSP Mandal's Hutatma Rajguru Mahavidyalaya Rajgurunagar IQAC Student Satisfaction Survey Academic Year 2022-23

Email *

rupaligundal628@gmail.com

Guidelines for Students As per NAAC guideline, our college is conducting a Student Satisfaction Survey regarding Teaching – Learning and Evaluation, which will help to upgrade the quality in higher education. A student will have to respond to all the questions given in the following format with her/his sincere effort and thought. Her/his identity will not be revealed.

Please confirm this is the first and only time you answer this survey. *

Yes

No

Name *

Gundal Rupali shivaji

Age *

20

Email *

rupaligundal628@gmail.com

Mobile No *

9322472936

Gender *

- Female
- Male
- Transgender

What degree program are you pursuing now? *

- a) Bachelor's
- b) Master's
- c) Other

What subject area are you currently pursuing? *

- a) Arts
- b) Commerce
- c) Science
- d) B. Sc. Computer Science
- e) B. B. A. (BCA)

Criterion II – Teaching–Learning and Evaluation Student Satisfaction Survey on Teaching Learning Process

Instructions to fill the questionnaire

- All questions should be compulsorily attempted.
- Each question has five responses, choose the most appropriate one.
- The response to the qualitative question no. 21 is student's opportunity to give suggestions or improvements; she/he can also mention weaknesses of the institute here. (Kindly restrict your response to teaching learning process only)

1. How much of the syllabus was covered in the class? *

- 4 – 85 to 100%
- 3 – 70 to 84%
- 2 – 55 to 69%
- 1– 30 to 54%
- 0 –Below 30%

2. How well did the teachers prepare for the classes? *

- 4 – Thoroughly
- 3 – Satisfactorily
- 2 – Poorly
- 1 – Indifferently
- 0 – Won't teach at all

3. How well were the teachers able to communicate? *

- 4 – Always effective
- 3 – Sometimes effective
- 2 – Just satisfactorily
- 1 – Generally ineffective
- 0 – Very poor communication

4. The teacher's approach to teaching can best be described as *

- 4 – Excellent
- 3 – Very good
- 2 – Good
- 1 – Fair
- 0 – Poor

5. Fairness of the internal evaluation process by the teachers. *

- 4 – Always fair
- 3 – Usually fair
- 2 – Sometimes unfair
- 1 – Usually unfair
- 0– Unfair

6. Was your performance in assignments discussed with you? *

- 4 – Every time
- 3 – Usually
- 2 – Occasionally/Sometimes
- 1 – Rarely
- 0– Never

7. The institute takes active interest in promoting internship, student exchange, field visit opportunities for students. *

- 4 – Regularly
- 3 – Often
- 2 – Sometimes
- 1 – Rarely
- 0– Never

8. The teaching and mentoring process in your institution facilitates you in cognitive, social and emotional growth. *

- 4 – Significantly
- 3 – Very well
- 2 – Moderately
- 1 – Marginally
- 0– Not at all

9. The institution provides multiple opportunities to learn and grow. *

- 4 – Strongly agree
- 3 – Agree
- 2 – Neutral
- 1 – Disagree
- 0– Strongly disagree

10. Teachers inform you about your expected competencies, course outcomes and programme outcomes. *

- 4 – Every time
- 3 – Usually
- 2– Occasionally/Sometimes
- 1 – Rarely
- 0– Never

11. Your mentor does a necessary follow-up with an assigned task to you. *

- 4 – Every time
- 3 – Usually
- 2 – Occasionally/Sometimes
- 1 – Rarely
- 0 – I don't have a mentor

12. The teachers illustrate the concepts through examples and applications. *

- 4 – Every time
- 3 – Usually
- 2 – Occasionally/Sometimes
- 1 – Rarely
- 0 – Never

13. The teachers identify your strengths and encourage you with providing right level of challenges. *

- 4 – Fully
- 3 – Reasonably
- 2 – Partially
- 1 – Slightly
- 0 – Unable to

14. Teachers are able to identify your weaknesses and help you to overcome them. *

- 4 – Every time
- 3 – Usually
- 2 – Occasionally/Sometimes
- 1 – Rarely
- 0 – Never

15. The institution makes effort to engage students in the monitoring, review and continuous quality improvement of the teaching learning process. *

- 4 – Strongly agree
- 3 – Agree
- 2 – Neutral
- 1 – Disagree
- 0 – Strongly disagree

16. The institute/ teachers use student centric methods, such as experiential learning, participative learning and problem solving methodologies for enhancing learning experiences. *

- 4 – To a great extent
- 3 – Moderate
- 2 – Some what
- 1 – Very little
- 0 – Not at all

17. Teachers encourage you to participate in extracurricular activities. *

- 4 – Strongly agree
- 3 – Agree
- 2 – Neutral
- 1 – Disagree
- 0 – Strongly disagree

18. Efforts are made by the institute/ teachers to inculcate soft skills, life skills and employability skills to make you ready for the world of work. *

- 4 – To a great extent
- 3 – Moderate
- 2 – Some what
- 1 – Very little
- 0 – Not at all

19. What percentage of teachers use ICT tools such as LCD projector, Multimedia, etc. while teaching. *

- 4 – Above 90%
- 3 – 70 – 89%
- 2 – 50 – 69%
- 1 – 30 – 49%
- 0 – Below 29%

20. The overall quality of teaching-learning process in your institute is very good. *

- 4 – Strongly agree
- 3 – Agree
- 2 – Neutral
- 1 – Disagree
- 0 – Strongly disagree

21. Give three observation / suggestions to improve the overall teaching – learning experience in your institution. *

Practical approach should develop

This content is neither created nor endorsed by Google.

Google Forms

KTSP Mandal's Hutatma Rajguru Mahavidyalaya Rajgurunagar IQAC Student Satisfaction Survey Academic Year 2022-23

Email *

rupaligundal628@gmail.com

Guidelines for Students As per NAAC guideline, our college is conducting a Student Satisfaction Survey regarding Teaching – Learning and Evaluation, which will help to upgrade the quality in higher education. A student will have to respond to all the questions given in the following format with her/his sincere effort and thought. Her/his identity will not be revealed.

Please confirm this is the first and only time you answer this survey. *

Yes

No

Name *

Gundal Rupali shivaji

Age *

20

Email *

rupaligundal628@gmail.com

Mobile No *

9322472936

Gender *

- Female
- Male
- Transgender

What degree program are you pursuing now? *

- a) Bachelor's
- b) Master's
- c) Other

What subject area are you currently pursuing? *

- a) Arts
- b) Commerce
- c) Science
- d) B. Sc. Computer Science
- e) B. B. A. (BCA)

Criterion II – Teaching–Learning and Evaluation Student Satisfaction Survey on Teaching Learning Process

Instructions to fill the questionnaire

- All questions should be compulsorily attempted.
- Each question has five responses, choose the most appropriate one.
- The response to the qualitative question no. 21 is student's opportunity to give suggestions or improvements; she/he can also mention weaknesses of the institute here. (Kindly restrict your response to teaching learning process only)

1. How much of the syllabus was covered in the class? *

- 4 – 85 to 100%
- 3 – 70 to 84%
- 2 – 55 to 69%
- 1– 30 to 54%
- 0 –Below 30%

2. How well did the teachers prepare for the classes? *

- 4 – Thoroughly
- 3 – Satisfactorily
- 2 – Poorly
- 1 – Indifferently
- 0 – Won't teach at all

3. How well were the teachers able to communicate? *

- 4 – Always effective
- 3 – Sometimes effective
- 2 – Just satisfactorily
- 1 – Generally ineffective
- 0 – Very poor communication

4. The teacher's approach to teaching can best be described as *

- 4 – Excellent
- 3 – Very good
- 2 – Good
- 1 – Fair
- 0 – Poor

5. Fairness of the internal evaluation process by the teachers. *

- 4 – Always fair
- 3 – Usually fair
- 2 – Sometimes unfair
- 1 – Usually unfair
- 0– Unfair

6. Was your performance in assignments discussed with you? *

- 4 – Every time
- 3 – Usually
- 2 – Occasionally/Sometimes
- 1 – Rarely
- 0– Never

7. The institute takes active interest in promoting internship, student exchange, field visit opportunities for students. *

- 4 – Regularly
- 3 – Often
- 2 – Sometimes
- 1 – Rarely
- 0– Never

8. The teaching and mentoring process in your institution facilitates you in cognitive, social and emotional growth. *

- 4 – Significantly
- 3 – Very well
- 2 – Moderately
- 1 – Marginally
- 0– Not at all

9. The institution provides multiple opportunities to learn and grow. *

- 4 – Strongly agree
- 3 – Agree
- 2 – Neutral
- 1 – Disagree
- 0– Strongly disagree

10. Teachers inform you about your expected competencies, course outcomes and programme outcomes. *

- 4 – Every time
- 3 – Usually
- 2– Occasionally/Sometimes
- 1 – Rarely
- 0– Never

11. Your mentor does a necessary follow-up with an assigned task to you. *

- 4 – Every time
- 3 – Usually
- 2 – Occasionally/Sometimes
- 1 – Rarely
- 0 – I don't have a mentor

12. The teachers illustrate the concepts through examples and applications. *

- 4 – Every time
- 3 – Usually
- 2 – Occasionally/Sometimes
- 1 – Rarely
- 0 – Never

13. The teachers identify your strengths and encourage you with providing right level of challenges. *

- 4 – Fully
- 3 – Reasonably
- 2 – Partially
- 1 – Slightly
- 0 – Unable to

14. Teachers are able to identify your weaknesses and help you to overcome them. *

- 4 – Every time
- 3 – Usually
- 2 – Occasionally/Sometimes
- 1 – Rarely
- 0 – Never

15. The institution makes effort to engage students in the monitoring, review and continuous quality improvement of the teaching learning process. *

- 4 – Strongly agree
- 3 – Agree
- 2 – Neutral
- 1 – Disagree
- 0 – Strongly disagree

16. The institute/ teachers use student centric methods, such as experiential learning, participative learning and problem solving methodologies for enhancing learning experiences. *

- 4 – To a great extent
- 3 – Moderate
- 2 – Some what
- 1 – Very little
- 0 – Not at all

17. Teachers encourage you to participate in extracurricular activities. *

- 4 – Strongly agree
- 3 – Agree
- 2 – Neutral
- 1 – Disagree
- 0 – Strongly disagree

18. Efforts are made by the institute/ teachers to inculcate soft skills, life skills and employability skills to make you ready for the world of work. *

- 4 – To a great extent
- 3 – Moderate
- 2 – Some what
- 1 – Very little
- 0 – Not at all

19. What percentage of teachers use ICT tools such as LCD projector, Multimedia, etc. while teaching. *

- 4 – Above 90%
- 3 – 70 – 89%
- 2 – 50 – 69%
- 1 – 30 – 49%
- 0 – Below 29%

20. The overall quality of teaching-learning process in your institute is very good. *

- 4 – Strongly agree
- 3 – Agree
- 2 – Neutral
- 1 – Disagree
- 0 – Strongly disagree

21. Give three observation / suggestions to improve the overall teaching – learning experience in your institution. *

Practical approach should develop

This content is neither created nor endorsed by Google.

Google Forms

KTSP Mandal's Hutatma Rajguru Mahavidyalaya Rajgurunagar IQAC Student Satisfaction Survey Academic Year 2022-23

Email *

ankitapachange58@gmail.com

Guidelines for Students As per NAAC guideline, our college is conducting a Student Satisfaction Survey regarding Teaching – Learning and Evaluation, which will help to upgrade the quality in higher education. A student will have to respond to all the questions given in the following format with her/his sincere effort and thought. Her/his identity will not be revealed.

Please confirm this is the first and only time you answer this survey. *

Yes

No

Name *

Pachange Ankita Mangesh

Age *

21

Email *

ankitapachange58@gmail.com

Mobile No *

9404923657

Gender *

- Female
- Male
- Transgender

What degree program are you pursuing now? *

- a) Bachelor's
- b) Master's
- c) Other

What subject area are you currently pursuing? *

- a) Arts
- b) Commerce
- c) Science
- d) B. Sc. Computer Science
- e) B. B. A. (BCA)

Criterion II – Teaching–Learning and Evaluation Student Satisfaction Survey on Teaching Learning Process

Instructions to fill the questionnaire

- All questions should be compulsorily attempted.
- Each question has five responses, choose the most appropriate one.
- The response to the qualitative question no. 21 is student's opportunity to give suggestions or improvements; she/he can also mention weaknesses of the institute here. (Kindly restrict your response to teaching learning process only)

1. How much of the syllabus was covered in the class? *

- 4 – 85 to 100%
- 3 – 70 to 84%
- 2 – 55 to 69%
- 1– 30 to 54%
- 0 –Below 30%

2. How well did the teachers prepare for the classes? *

- 4 – Thoroughly
- 3 – Satisfactorily
- 2 – Poorly
- 1 – Indifferently
- 0 – Won't teach at all

3. How well were the teachers able to communicate? *

- 4 – Always effective
- 3 – Sometimes effective
- 2 – Just satisfactorily
- 1 – Generally ineffective
- 0 – Very poor communication

4. The teacher's approach to teaching can best be described as *

- 4 – Excellent
- 3 – Very good
- 2 – Good
- 1 – Fair
- 0 – Poor

5. Fairness of the internal evaluation process by the teachers. *

- 4 – Always fair
- 3 – Usually fair
- 2 – Sometimes unfair
- 1 – Usually unfair
- 0– Unfair

6. Was your performance in assignments discussed with you? *

- 4 – Every time
- 3 – Usually
- 2 – Occasionally/Sometimes
- 1 – Rarely
- 0– Never

7. The institute takes active interest in promoting internship, student exchange, field visit opportunities for students. *

- 4 – Regularly
- 3 – Often
- 2 – Sometimes
- 1 – Rarely
- 0– Never

8. The teaching and mentoring process in your institution facilitates you in cognitive, social and emotional growth. *

- 4 – Significantly
- 3 – Very well
- 2 – Moderately
- 1 – Marginally
- 0– Not at all

9. The institution provides multiple opportunities to learn and grow. *

- 4 – Strongly agree
- 3 – Agree
- 2 – Neutral
- 1 – Disagree
- 0– Strongly disagree

10. Teachers inform you about your expected competencies, course outcomes and programme outcomes. *

- 4 – Every time
- 3 – Usually
- 2– Occasionally/Sometimes
- 1 – Rarely
- 0– Never

11. Your mentor does a necessary follow-up with an assigned task to you. *

- 4 – Every time
- 3 – Usually
- 2 – Occasionally/Sometimes
- 1 – Rarely
- 0 – I don't have a mentor

12. The teachers illustrate the concepts through examples and applications. *

- 4 – Every time
- 3 – Usually
- 2 – Occasionally/Sometimes
- 1 – Rarely
- 0 – Never

13. The teachers identify your strengths and encourage you with providing right level of challenges. *

- 4 – Fully
- 3 – Reasonably
- 2 – Partially
- 1 – Slightly
- 0 – Unable to

14. Teachers are able to identify your weaknesses and help you to overcome them. *

- 4 – Every time
- 3 – Usually
- 2 – Occasionally/Sometimes
- 1 – Rarely
- 0 – Never

15. The institution makes effort to engage students in the monitoring, review and continuous quality improvement of the teaching learning process. *

- 4 – Strongly agree
- 3 – Agree
- 2 – Neutral
- 1 – Disagree
- 0 – Strongly disagree

16. The institute/ teachers use student centric methods, such as experiential learning, participative learning and problem solving methodologies for enhancing learning experiences. *

- 4 – To a great extent
- 3 – Moderate
- 2 – Some what
- 1 – Very little
- 0 – Not at all

17. Teachers encourage you to participate in extracurricular activities. *

- 4 – Strongly agree
- 3 – Agree
- 2 – Neutral
- 1 – Disagree
- 0 – Strongly disagree

18. Efforts are made by the institute/ teachers to inculcate soft skills, life skills and employability skills to make you ready for the world of work. *

- 4 – To a great extent
- 3 – Moderate
- 2 – Some what
- 1 – Very little
- 0 – Not at all

19. What percentage of teachers use ICT tools such as LCD projector, Multimedia, etc. while teaching. *

- 4 – Above 90%
- 3 – 70 – 89%
- 2 – 50 – 69%
- 1 – 30 – 49%
- 0 – Below 29%

20. The overall quality of teaching-learning process in your institute is very good. *

- 4 – Strongly agree
- 3 – Agree
- 2 – Neutral
- 1 – Disagree
- 0 – Strongly disagree

21. Give three observation / suggestions to improve the overall teaching – learning experience in your institution. *

Practical approach should develop

This content is neither created nor endorsed by Google.

Google Forms

KTSP Mandal's Hutatma Rajguru Mahavidyalaya Rajgurunagar IQAC Student Satisfaction Survey Academic Year 2022-23

Email *

siddhichimate2@gmail.com

Guidelines for Students As per NAAC guideline, our college is conducting a Student Satisfaction Survey regarding Teaching – Learning and Evaluation, which will help to upgrade the quality in higher education. A student will have to respond to all the questions given in the following format with her/his sincere effort and thought. Her/his identity will not be revealed.

Please confirm this is the first and only time you answer this survey. *

Yes

No

Name *

Siddhi Rohidas Chimate

Age *

21

Email *

siddhichimate2@gmail.com

Mobile No *

9657633574

Gender *

- Female
- Male
- Transgender

What degree program are you pursuing now? *

- a) Bachelor's
- b) Master's
- c) Other

What subject area are you currently pursuing? *

- a) Arts
- b) Commerce
- c) Science
- d) B. Sc. Computer Science
- e) B. B. A. (BCA)

Criterion II – Teaching–Learning and Evaluation Student Satisfaction Survey on Teaching Learning Process

Instructions to fill the questionnaire

- All questions should be compulsorily attempted.
- Each question has five responses, choose the most appropriate one.
- The response to the qualitative question no. 21 is student's opportunity to give suggestions or improvements; she/he can also mention weaknesses of the institute here. (Kindly restrict your response to teaching learning process only)

1. How much of the syllabus was covered in the class? *

- 4 – 85 to 100%
- 3 – 70 to 84%
- 2 – 55 to 69%
- 1– 30 to 54%
- 0 –Below 30%

2. How well did the teachers prepare for the classes? *

- 4 – Thoroughly
- 3 – Satisfactorily
- 2 – Poorly
- 1 – Indifferently
- 0 – Won't teach at all

3. How well were the teachers able to communicate? *

- 4 – Always effective
- 3 – Sometimes effective
- 2 – Just satisfactorily
- 1 – Generally ineffective
- 0 – Very poor communication

4. The teacher's approach to teaching can best be described as *

- 4 – Excellent
- 3 – Very good
- 2 – Good
- 1 – Fair
- 0 – Poor

5. Fairness of the internal evaluation process by the teachers. *

- 4 – Always fair
- 3 – Usually fair
- 2 – Sometimes unfair
- 1 – Usually unfair
- 0– Unfair

6. Was your performance in assignments discussed with you? *

- 4 – Every time
- 3 – Usually
- 2 – Occasionally/Sometimes
- 1 – Rarely
- 0– Never

7. The institute takes active interest in promoting internship, student exchange, field visit opportunities for students. *

- 4 – Regularly
- 3 – Often
- 2 – Sometimes
- 1 – Rarely
- 0– Never

8. The teaching and mentoring process in your institution facilitates you in cognitive, social and emotional growth. *

- 4 – Significantly
- 3 – Very well
- 2 – Moderately
- 1 – Marginally
- 0– Not at all

9. The institution provides multiple opportunities to learn and grow. *

- 4 – Strongly agree
- 3 – Agree
- 2 – Neutral
- 1 – Disagree
- 0– Strongly disagree

10. Teachers inform you about your expected competencies, course outcomes and programme outcomes. *

- 4 – Every time
- 3 – Usually
- 2– Occasionally/Sometimes
- 1 – Rarely
- 0– Never

11. Your mentor does a necessary follow-up with an assigned task to you. *

- 4 – Every time
- 3 – Usually
- 2 – Occasionally/Sometimes
- 1 – Rarely
- 0 – I don't have a mentor

12. The teachers illustrate the concepts through examples and applications. *

- 4 – Every time
- 3 – Usually
- 2 – Occasionally/Sometimes
- 1 – Rarely
- 0 – Never

13. The teachers identify your strengths and encourage you with providing right level of challenges. *

- 4 – Fully
- 3 – Reasonably
- 2 – Partially
- 1 – Slightly
- 0 – Unable to

14. Teachers are able to identify your weaknesses and help you to overcome them. *

- 4 – Every time
- 3 – Usually
- 2 – Occasionally/Sometimes
- 1 – Rarely
- 0 – Never

15. The institution makes effort to engage students in the monitoring, review and continuous quality improvement of the teaching learning process. *

- 4 – Strongly agree
- 3 – Agree
- 2 – Neutral
- 1 – Disagree
- 0 – Strongly disagree

16. The institute/ teachers use student centric methods, such as experiential learning, participative learning and problem solving methodologies for enhancing learning experiences. *

- 4 – To a great extent
- 3 – Moderate
- 2 – Some what
- 1 – Very little
- 0 – Not at all

17. Teachers encourage you to participate in extracurricular activities. *

- 4 – Strongly agree
- 3 – Agree
- 2 – Neutral
- 1 – Disagree
- 0 – Strongly disagree

18. Efforts are made by the institute/ teachers to inculcate soft skills, life skills and employability skills to make you ready for the world of work. *

- 4 – To a great extent
- 3 – Moderate
- 2 – Some what
- 1 – Very little
- 0 – Not at all

19. What percentage of teachers use ICT tools such as LCD projector, Multimedia, etc. while teaching. *

- 4 – Above 90%
- 3 – 70 – 89%
- 2 – 50 – 69%
- 1 – 30 – 49%
- 0 – Below 29%

20. The overall quality of teaching-learning process in your institute is very good. *

- 4 – Strongly agree
- 3 – Agree
- 2 – Neutral
- 1 – Disagree
- 0 – Strongly disagree

21. Give three observation / suggestions to improve the overall teaching – learning experience in your institution. *

Practical approach should develop

This content is neither created nor endorsed by Google.

Google Forms

KTSP Mandal's Hutatma Rajguru Mahavidyalaya Rajgurunagar IQAC Student Satisfaction Survey Academic Year 2022-23

Email *

patolesayali98@gmail.com

Guidelines for Students As per NAAC guideline, our college is conducting a Student Satisfaction Survey regarding Teaching – Learning and Evaluation, which will help to upgrade the quality in higher education. A student will have to respond to all the questions given in the following format with her/his sincere effort and thought. Her/his identity will not be revealed.

Please confirm this is the first and only time you answer this survey. *

Yes

No

Name *

Patole sayali Satyawar

Age *

20

Email *

patolesayali98@gmail.com

Mobile No *

9067815658

Gender *

- Female
- Male
- Transgender

What degree program are you pursuing now? *

- a) Bachelor's
- b) Master's
- c) Other

What subject area are you currently pursuing? *

- a) Arts
- b) Commerce
- c) Science
- d) B. Sc. Computer Science
- e) B. B. A. (BCA)

Criterion II – Teaching–Learning and Evaluation Student Satisfaction Survey on Teaching Learning Process

Instructions to fill the questionnaire

- All questions should be compulsorily attempted.
- Each question has five responses, choose the most appropriate one.
- The response to the qualitative question no. 21 is student's opportunity to give suggestions or improvements; she/he can also mention weaknesses of the institute here. (Kindly restrict your response to teaching learning process only)

1. How much of the syllabus was covered in the class? *

- 4 – 85 to 100%
- 3 – 70 to 84%
- 2 – 55 to 69%
- 1– 30 to 54%
- 0 –Below 30%

2. How well did the teachers prepare for the classes? *

- 4 – Thoroughly
- 3 – Satisfactorily
- 2 – Poorly
- 1 – Indifferently
- 0 – Won't teach at all

3. How well were the teachers able to communicate? *

- 4 – Always effective
- 3 – Sometimes effective
- 2 – Just satisfactorily
- 1 – Generally ineffective
- 0 – Very poor communication

4. The teacher's approach to teaching can best be described as *

- 4 – Excellent
- 3 – Very good
- 2 – Good
- 1 – Fair
- 0 – Poor

5. Fairness of the internal evaluation process by the teachers. *

- 4 – Always fair
- 3 – Usually fair
- 2 – Sometimes unfair
- 1 – Usually unfair
- 0– Unfair

6. Was your performance in assignments discussed with you? *

- 4 – Every time
- 3 – Usually
- 2 – Occasionally/Sometimes
- 1 – Rarely
- 0– Never

7. The institute takes active interest in promoting internship, student exchange, field visit opportunities for students. *

- 4 – Regularly
- 3 – Often
- 2 – Sometimes
- 1 – Rarely
- 0– Never

8. The teaching and mentoring process in your institution facilitates you in cognitive, social and emotional growth. *

- 4 – Significantly
- 3 – Very well
- 2 – Moderately
- 1 – Marginally
- 0– Not at all

9. The institution provides multiple opportunities to learn and grow. *

- 4 – Strongly agree
- 3 – Agree
- 2 – Neutral
- 1 – Disagree
- 0– Strongly disagree

10. Teachers inform you about your expected competencies, course outcomes and programme outcomes. *

- 4 – Every time
- 3 – Usually
- 2– Occasionally/Sometimes
- 1 – Rarely
- 0– Never

11. Your mentor does a necessary follow-up with an assigned task to you. *

- 4 – Every time
- 3 – Usually
- 2 – Occasionally/Sometimes
- 1 – Rarely
- 0 – I don't have a mentor

12. The teachers illustrate the concepts through examples and applications. *

- 4 – Every time
- 3 – Usually
- 2 – Occasionally/Sometimes
- 1 – Rarely
- 0 – Never

13. The teachers identify your strengths and encourage you with providing right level of challenges. *

- 4 – Fully
- 3 – Reasonably
- 2 – Partially
- 1 – Slightly
- 0 – Unable to

14. Teachers are able to identify your weaknesses and help you to overcome them. *

- 4 – Every time
- 3 – Usually
- 2 – Occasionally/Sometimes
- 1 – Rarely
- 0 – Never

15. The institution makes effort to engage students in the monitoring, review and continuous quality improvement of the teaching learning process. *

- 4 – Strongly agree
- 3 – Agree
- 2 – Neutral
- 1 – Disagree
- 0 – Strongly disagree

16. The institute/ teachers use student centric methods, such as experiential learning, participative learning and problem solving methodologies for enhancing learning experiences. *

- 4 – To a great extent
- 3 – Moderate
- 2 – Some what
- 1 – Very little
- 0 – Not at all

17. Teachers encourage you to participate in extracurricular activities. *

- 4 – Strongly agree
- 3 – Agree
- 2 – Neutral
- 1 – Disagree
- 0 – Strongly disagree

18. Efforts are made by the institute/ teachers to inculcate soft skills, life skills and employability skills to make you ready for the world of work. *

- 4 – To a great extent
- 3 – Moderate
- 2 – Some what
- 1 – Very little
- 0 – Not at all

19. What percentage of teachers use ICT tools such as LCD projector, Multimedia, etc. while teaching. *

- 4 – Above 90%
- 3 – 70 – 89%
- 2 – 50 – 69%
- 1 – 30 – 49%
- 0 – Below 29%

20. The overall quality of teaching-learning process in your institute is very good. *

- 4 – Strongly agree
- 3 – Agree
- 2 – Neutral
- 1 – Disagree
- 0 – Strongly disagree

21. Give three observation / suggestions to improve the overall teaching – learning experience in your institution. *

Improve Vocabulary skill
Improve Explanation skill

This content is neither created nor endorsed by Google.

Google Forms

KTSP Mandal's Hutatma Rajguru Mahavidyalaya Rajgurunagar IQAC Student Satisfaction Survey Academic Year 2022-23

Email *

shubhadapatole567@gmail.com

Guidelines for Students As per NAAC guideline, our college is conducting a Student Satisfaction Survey regarding Teaching – Learning and Evaluation, which will help to upgrade the quality in higher education. A student will have to respond to all the questions given in the following format with her/his sincere effort and thought. Her/his identity will not be revealed.

Please confirm this is the first and only time you answer this survey. *

Yes

No

Name *

Patole shubhada sunil

Age *

20

Email *

Shubhadapatole567@gmil.com

Mobile No *

7620722926

Gender *

- Female
- Male
- Transgender

What degree program are you pursuing now? *

- a) Bachelor's
- b) Master's
- c) Other

What subject area are you currently pursuing? *

- a) Arts
- b) Commerce
- c) Science
- d) B. Sc. Computer Science
- e) B. B. A. (BCA)

Criterion II – Teaching–Learning and Evaluation Student Satisfaction Survey on Teaching Learning Process

Instructions to fill the questionnaire

- All questions should be compulsorily attempted.
- Each question has five responses, choose the most appropriate one.
- The response to the qualitative question no. 21 is student's opportunity to give suggestions or improvements; she/he can also mention weaknesses of the institute here. (Kindly restrict your response to teaching learning process only)

1. How much of the syllabus was covered in the class? *

- 4 – 85 to 100%
- 3 – 70 to 84%
- 2 – 55 to 69%
- 1– 30 to 54%
- 0 –Below 30%

2. How well did the teachers prepare for the classes? *

- 4 – Thoroughly
- 3 – Satisfactorily
- 2 – Poorly
- 1 – Indifferently
- 0 – Won't teach at all

3. How well were the teachers able to communicate? *

- 4 – Always effective
- 3 – Sometimes effective
- 2 – Just satisfactorily
- 1 – Generally ineffective
- 0 – Very poor communication

4. The teacher's approach to teaching can best be described as *

- 4 – Excellent
- 3 – Very good
- 2 – Good
- 1 – Fair
- 0 – Poor

5. Fairness of the internal evaluation process by the teachers. *

- 4 – Always fair
- 3 – Usually fair
- 2 – Sometimes unfair
- 1 – Usually unfair
- 0– Unfair

6. Was your performance in assignments discussed with you? *

- 4 – Every time
- 3 – Usually
- 2 – Occasionally/Sometimes
- 1 – Rarely
- 0– Never

7. The institute takes active interest in promoting internship, student exchange, field visit opportunities for students. *

- 4 – Regularly
- 3 – Often
- 2 – Sometimes
- 1 – Rarely
- 0– Never

8. The teaching and mentoring process in your institution facilitates you in cognitive, social and emotional growth. *

- 4 – Significantly
- 3 – Very well
- 2 – Moderately
- 1 – Marginally
- 0– Not at all

9. The institution provides multiple opportunities to learn and grow. *

- 4 – Strongly agree
- 3 – Agree
- 2 – Neutral
- 1 – Disagree
- 0– Strongly disagree

10. Teachers inform you about your expected competencies, course outcomes and programme outcomes. *

- 4 – Every time
- 3 – Usually
- 2– Occasionally/Sometimes
- 1 – Rarely
- 0– Never

11. Your mentor does a necessary follow-up with an assigned task to you. *

- 4 – Every time
- 3 – Usually
- 2 – Occasionally/Sometimes
- 1 – Rarely
- 0 – I don't have a mentor

12. The teachers illustrate the concepts through examples and applications. *

- 4 – Every time
- 3 – Usually
- 2 – Occasionally/Sometimes
- 1 – Rarely
- 0 – Never

13. The teachers identify your strengths and encourage you with providing right level of challenges. *

- 4 – Fully
- 3 – Reasonably
- 2 – Partially
- 1 – Slightly
- 0 – Unable to

14. Teachers are able to identify your weaknesses and help you to overcome them. *

- 4 – Every time
- 3 – Usually
- 2 – Occasionally/Sometimes
- 1 – Rarely
- 0 – Never

15. The institution makes effort to engage students in the monitoring, review and continuous quality improvement of the teaching learning process. *

- 4 – Strongly agree
- 3 – Agree
- 2 – Neutral
- 1 – Disagree
- 0 – Strongly disagree

16. The institute/ teachers use student centric methods, such as experiential learning, participative learning and problem solving methodologies for enhancing learning experiences. *

- 4 – To a great extent
- 3 – Moderate
- 2 – Some what
- 1 – Very little
- 0 – Not at all

17. Teachers encourage you to participate in extracurricular activities. *

- 4 – Strongly agree
- 3 – Agree
- 2 – Neutral
- 1 – Disagree
- 0 – Strongly disagree

18. Efforts are made by the institute/ teachers to inculcate soft skills, life skills and employability skills to make you ready for the world of work. *

- 4 – To a great extent
- 3 – Moderate
- 2 – Some what
- 1 – Very little
- 0 – Not at all

19. What percentage of teachers use ICT tools such as LCD projector, Multimedia, etc. while teaching. *

- 4 – Above 90%
- 3 – 70 – 89%
- 2 – 50 – 69%
- 1 – 30 – 49%
- 0 – Below 29%

20. The overall quality of teaching-learning process in your institute is very good. *

- 4 – Strongly agree
- 3 – Agree
- 2 – Neutral
- 1 – Disagree
- 0 – Strongly disagree

21. Give three observation / suggestions to improve the overall teaching – learning experience in your institution. *

Improve explanation skill

This content is neither created nor endorsed by Google.

Google Forms

KTSP Mandal's Hutatma Rajguru Mahavidyalaya Rajgurunagar IQAC Student Satisfaction Survey Academic Year 2022-23

Email *

borkarsayali11@gmail.com

Guidelines for Students As per NAAC guideline, our college is conducting a Student Satisfaction Survey regarding Teaching – Learning and Evaluation, which will help to upgrade the quality in higher education. A student will have to respond to all the questions given in the following format with her/his sincere effort and thought. Her/his identity will not be revealed.

Please confirm this is the first and only time you answer this survey. *

Yes

No

Name *

Sayali Anil Borkar

Age *

20

Email *

borkarsayali11@gmail.com

Mobile No *

9096875194

Gender *

- Female
- Male
- Transgender

What degree program are you pursuing now? *

- a) Bachelor's
- b) Master's
- c) Other

What subject area are you currently pursuing? *

- a) Arts
- b) Commerce
- c) Science
- d) B. Sc. Computer Science
- e) B. B. A. (BCA)

Criterion II – Teaching–Learning and Evaluation Student Satisfaction Survey on Teaching Learning Process

Instructions to fill the questionnaire

- All questions should be compulsorily attempted.
- Each question has five responses, choose the most appropriate one.
- The response to the qualitative question no. 21 is student's opportunity to give suggestions or improvements; she/he can also mention weaknesses of the institute here. (Kindly restrict your response to teaching learning process only)

1. How much of the syllabus was covered in the class? *

- 4 – 85 to 100%
- 3 – 70 to 84%
- 2 – 55 to 69%
- 1– 30 to 54%
- 0 –Below 30%

2. How well did the teachers prepare for the classes? *

- 4 – Thoroughly
- 3 – Satisfactorily
- 2 – Poorly
- 1 – Indifferently
- 0 – Won't teach at all

3. How well were the teachers able to communicate? *

- 4 – Always effective
- 3 – Sometimes effective
- 2 – Just satisfactorily
- 1 – Generally ineffective
- 0 – Very poor communication

4. The teacher's approach to teaching can best be described as *

- 4 – Excellent
- 3 – Very good
- 2 – Good
- 1 – Fair
- 0 – Poor

5. Fairness of the internal evaluation process by the teachers. *

- 4 – Always fair
- 3 – Usually fair
- 2 – Sometimes unfair
- 1 – Usually unfair
- 0– Unfair

6. Was your performance in assignments discussed with you? *

- 4 – Every time
- 3 – Usually
- 2 – Occasionally/Sometimes
- 1 – Rarely
- 0– Never

7. The institute takes active interest in promoting internship, student exchange, field visit opportunities for students. *

- 4 – Regularly
- 3 – Often
- 2 – Sometimes
- 1 – Rarely
- 0– Never

8. The teaching and mentoring process in your institution facilitates you in cognitive, social and emotional growth. *

- 4 – Significantly
- 3 – Very well
- 2 – Moderately
- 1 – Marginally
- 0– Not at all

9. The institution provides multiple opportunities to learn and grow. *

- 4 – Strongly agree
- 3 – Agree
- 2 – Neutral
- 1 – Disagree
- 0– Strongly disagree

10. Teachers inform you about your expected competencies, course outcomes and programme outcomes. *

- 4 – Every time
- 3 – Usually
- 2– Occasionally/Sometimes
- 1 – Rarely
- 0– Never

11. Your mentor does a necessary follow-up with an assigned task to you. *

- 4 – Every time
- 3 – Usually
- 2 – Occasionally/Sometimes
- 1 – Rarely
- 0 – I don't have a mentor

12. The teachers illustrate the concepts through examples and applications. *

- 4 – Every time
- 3 – Usually
- 2 – Occasionally/Sometimes
- 1 – Rarely
- 0 – Never

13. The teachers identify your strengths and encourage you with providing right level of challenges. *

- 4 – Fully
- 3 – Reasonably
- 2 – Partially
- 1 – Slightly
- 0 – Unable to

14. Teachers are able to identify your weaknesses and help you to overcome them. *

- 4 – Every time
- 3 – Usually
- 2 – Occasionally/Sometimes
- 1 – Rarely
- 0 – Never

15. The institution makes effort to engage students in the monitoring, review and continuous quality improvement of the teaching learning process. *

- 4 – Strongly agree
- 3 – Agree
- 2 – Neutral
- 1 – Disagree
- 0 – Strongly disagree

16. The institute/ teachers use student centric methods, such as experiential learning, participative learning and problem solving methodologies for enhancing learning experiences. *

- 4 – To a great extent
- 3 – Moderate
- 2 – Some what
- 1 – Very little
- 0 – Not at all

17. Teachers encourage you to participate in extracurricular activities. *

- 4 – Strongly agree
- 3 – Agree
- 2 – Neutral
- 1 – Disagree
- 0 – Strongly disagree

18. Efforts are made by the institute/ teachers to inculcate soft skills, life skills and employability skills to make you ready for the world of work. *

- 4 – To a great extent
- 3 – Moderate
- 2 – Some what
- 1 – Very little
- 0 – Not at all

19. What percentage of teachers use ICT tools such as LCD projector, Multimedia, etc. while teaching. *

- 4 – Above 90%
- 3 – 70 – 89%
- 2 – 50 – 69%
- 1 – 30 – 49%
- 0 – Below 29%

20. The overall quality of teaching-learning process in your institute is very good. *

- 4 – Strongly agree
- 3 – Agree
- 2 – Neutral
- 1 – Disagree
- 0 – Strongly disagree

21. Give three observation / suggestions to improve the overall teaching – learning experience in your institution. *

Practical approach should develop

This content is neither created nor endorsed by Google.

Google Forms

KTSP Mandal's Hutatma Rajguru Mahavidyalaya Rajgurunagar IQAC Student Satisfaction Survey Academic Year 2022-23

Email *

daundkardivya1@gmail.com

Guidelines for Students As per NAAC guideline, our college is conducting a Student Satisfaction Survey regarding Teaching – Learning and Evaluation, which will help to upgrade the quality in higher education. A student will have to respond to all the questions given in the following format with her/his sincere effort and thought. Her/his identity will not be revealed.

Please confirm this is the first and only time you answer this survey. *

Yes

No

Name *

Divya Vasudeo Daundkar

Age *

20

Email *

daundkardivya1@gmail.com

Mobile No *

7397801878

Gender *

- Female
- Male
- Transgender

What degree program are you pursuing now? *

- a) Bachelor's
- b) Master's
- c) Other

What subject area are you currently pursuing? *

- a) Arts
- b) Commerce
- c) Science
- d) B. Sc. Computer Science
- e) B. B. A. (BCA)

Criterion II – Teaching–Learning and Evaluation Student Satisfaction Survey on Teaching Learning Process

Instructions to fill the questionnaire

- All questions should be compulsorily attempted.
- Each question has five responses, choose the most appropriate one.
- The response to the qualitative question no. 21 is student's opportunity to give suggestions or improvements; she/he can also mention weaknesses of the institute here. (Kindly restrict your response to teaching learning process only)

1. How much of the syllabus was covered in the class? *

- 4 – 85 to 100%
- 3 – 70 to 84%
- 2 – 55 to 69%
- 1– 30 to 54%
- 0 –Below 30%

2. How well did the teachers prepare for the classes? *

- 4 – Thoroughly
- 3 – Satisfactorily
- 2 – Poorly
- 1 – Indifferently
- 0 – Won't teach at all

3. How well were the teachers able to communicate? *

- 4 – Always effective
- 3 – Sometimes effective
- 2 – Just satisfactorily
- 1 – Generally ineffective
- 0 – Very poor communication

4. The teacher's approach to teaching can best be described as *

- 4 – Excellent
- 3 – Very good
- 2 – Good
- 1 – Fair
- 0 – Poor

5. Fairness of the internal evaluation process by the teachers. *

- 4 – Always fair
- 3 – Usually fair
- 2 – Sometimes unfair
- 1 – Usually unfair
- 0– Unfair

6. Was your performance in assignments discussed with you? *

- 4 – Every time
- 3 – Usually
- 2 – Occasionally/Sometimes
- 1 – Rarely
- 0– Never

7. The institute takes active interest in promoting internship, student exchange, field visit opportunities for students. *

- 4 – Regularly
- 3 – Often
- 2 – Sometimes
- 1 – Rarely
- 0– Never

8. The teaching and mentoring process in your institution facilitates you in cognitive, social and emotional growth. *

- 4 – Significantly
- 3 – Very well
- 2 – Moderately
- 1 – Marginally
- 0– Not at all

9. The institution provides multiple opportunities to learn and grow. *

- 4 – Strongly agree
- 3 – Agree
- 2 – Neutral
- 1 – Disagree
- 0– Strongly disagree

10. Teachers inform you about your expected competencies, course outcomes and programme outcomes. *

- 4 – Every time
- 3 – Usually
- 2– Occasionally/Sometimes
- 1 – Rarely
- 0– Never

11. Your mentor does a necessary follow-up with an assigned task to you. *

- 4 – Every time
- 3 – Usually
- 2 – Occasionally/Sometimes
- 1 – Rarely
- 0 – I don't have a mentor

12. The teachers illustrate the concepts through examples and applications. *

- 4 – Every time
- 3 – Usually
- 2 – Occasionally/Sometimes
- 1 – Rarely
- 0 – Never

13. The teachers identify your strengths and encourage you with providing right level of challenges. *

- 4 – Fully
- 3 – Reasonably
- 2 – Partially
- 1 – Slightly
- 0 – Unable to

14. Teachers are able to identify your weaknesses and help you to overcome them. *

- 4 – Every time
- 3 – Usually
- 2 – Occasionally/Sometimes
- 1 – Rarely
- 0 – Never

15. The institution makes effort to engage students in the monitoring, review and continuous quality improvement of the teaching learning process. *

- 4 – Strongly agree
- 3 – Agree
- 2 – Neutral
- 1 – Disagree
- 0 – Strongly disagree

16. The institute/ teachers use student centric methods, such as experiential learning, participative learning and problem solving methodologies for enhancing learning experiences. *

- 4 – To a great extent
- 3 – Moderate
- 2 – Some what
- 1 – Very little
- 0 – Not at all

17. Teachers encourage you to participate in extracurricular activities. *

- 4 – Strongly agree
- 3 – Agree
- 2 – Neutral
- 1 – Disagree
- 0 – Strongly disagree

18. Efforts are made by the institute/ teachers to inculcate soft skills, life skills and employability skills to make you ready for the world of work. *

- 4 – To a great extent
- 3 – Moderate
- 2 – Some what
- 1 – Very little
- 0 – Not at all

19. What percentage of teachers use ICT tools such as LCD projector, Multimedia, etc. while teaching. *

- 4 – Above 90%
- 3 – 70 – 89%
- 2 – 50 – 69%
- 1 – 30 – 49%
- 0 – Below 29%

20. The overall quality of teaching-learning process in your institute is very good. *

- 4 – Strongly agree
- 3 – Agree
- 2 – Neutral
- 1 – Disagree
- 0 – Strongly disagree

21. Give three observation / suggestions to improve the overall teaching – learning experience in your institution. *

Practicle approach should be developed

This content is neither created nor endorsed by Google.

Google Forms

KTSP Mandal's Hutatma Rajguru Mahavidyalaya Rajgurunagar IQAC Student Satisfaction Survey Academic Year 2022-23

Email *

samruddhiauti123@gmail.com

Guidelines for Students As per NAAC guideline, our college is conducting a Student Satisfaction Survey regarding Teaching – Learning and Evaluation, which will help to upgrade the quality in higher education. A student will have to respond to all the questions given in the following format with her/his sincere effort and thought. Her/his identity will not be revealed.

Please confirm this is the first and only time you answer this survey. *

Yes

No

Name *

Samrudhi Sanjay auti

Age *

21

Email *

samruddhiauti123@gmail.com

Mobile No *

7020148258

Gender *

- Female
- Male
- Transgender

What degree program are you pursuing now? *

- a) Bachelor's
- b) Master's
- c) Other

What subject area are you currently pursuing? *

- a) Arts
- b) Commerce
- c) Science
- d) B. Sc. Computer Science
- e) B. B. A. (BCA)

Criterion II – Teaching–Learning and Evaluation Student Satisfaction Survey on Teaching Learning Process

Instructions to fill the questionnaire

- All questions should be compulsorily attempted.
- Each question has five responses, choose the most appropriate one.
- The response to the qualitative question no. 21 is student's opportunity to give suggestions or improvements; she/he can also mention weaknesses of the institute here. (Kindly restrict your response to teaching learning process only)

1. How much of the syllabus was covered in the class? *

- 4 – 85 to 100%
- 3 – 70 to 84%
- 2 – 55 to 69%
- 1– 30 to 54%
- 0 –Below 30%

2. How well did the teachers prepare for the classes? *

- 4 – Thoroughly
- 3 – Satisfactorily
- 2 – Poorly
- 1 – Indifferently
- 0 – Won't teach at all

3. How well were the teachers able to communicate? *

- 4 – Always effective
- 3 – Sometimes effective
- 2 – Just satisfactorily
- 1 – Generally ineffective
- 0 – Very poor communication

4. The teacher's approach to teaching can best be described as *

- 4 – Excellent
- 3 – Very good
- 2 – Good
- 1 – Fair
- 0 – Poor

5. Fairness of the internal evaluation process by the teachers. *

- 4 – Always fair
- 3 – Usually fair
- 2 – Sometimes unfair
- 1 – Usually unfair
- 0– Unfair

6. Was your performance in assignments discussed with you? *

- 4 – Every time
- 3 – Usually
- 2 – Occasionally/Sometimes
- 1 – Rarely
- 0– Never

7. The institute takes active interest in promoting internship, student exchange, field visit opportunities for students. *

- 4 – Regularly
- 3 – Often
- 2 – Sometimes
- 1 – Rarely
- 0– Never

8. The teaching and mentoring process in your institution facilitates you in cognitive, social and emotional growth. *

- 4 – Significantly
- 3 – Very well
- 2 – Moderately
- 1 – Marginally
- 0– Not at all

9. The institution provides multiple opportunities to learn and grow. *

- 4 – Strongly agree
- 3 – Agree
- 2 – Neutral
- 1 – Disagree
- 0– Strongly disagree

10. Teachers inform you about your expected competencies, course outcomes and programme outcomes. *

- 4 – Every time
- 3 – Usually
- 2– Occasionally/Sometimes
- 1 – Rarely
- 0– Never

11. Your mentor does a necessary follow-up with an assigned task to you. *

- 4 – Every time
- 3 – Usually
- 2 – Occasionally/Sometimes
- 1 – Rarely
- 0 – I don't have a mentor

12. The teachers illustrate the concepts through examples and applications. *

- 4 – Every time
- 3 – Usually
- 2 – Occasionally/Sometimes
- 1 – Rarely
- 0 – Never

13. The teachers identify your strengths and encourage you with providing right level of challenges. *

- 4 – Fully
- 3 – Reasonably
- 2 – Partially
- 1 – Slightly
- 0 – Unable to

14. Teachers are able to identify your weaknesses and help you to overcome them. *

- 4 – Every time
- 3 – Usually
- 2 – Occasionally/Sometimes
- 1 – Rarely
- 0 – Never

15. The institution makes effort to engage students in the monitoring, review and continuous quality improvement of the teaching learning process. *

- 4 – Strongly agree
- 3 – Agree
- 2 – Neutral
- 1 – Disagree
- 0 – Strongly disagree

16. The institute/ teachers use student centric methods, such as experiential learning, participative learning and problem solving methodologies for enhancing learning experiences. *

- 4 – To a great extent
- 3 – Moderate
- 2 – Some what
- 1 – Very little
- 0 – Not at all

17. Teachers encourage you to participate in extracurricular activities. *

- 4 – Strongly agree
- 3 – Agree
- 2 – Neutral
- 1 – Disagree
- 0 – Strongly disagree

18. Efforts are made by the institute/ teachers to inculcate soft skills, life skills and employability skills to make you ready for the world of work. *

- 4 – To a great extent
- 3 – Moderate
- 2 – Some what
- 1 – Very little
- 0 – Not at all

19. What percentage of teachers use ICT tools such as LCD projector, Multimedia, etc. while teaching. *

- 4 – Above 90%
- 3 – 70 – 89%
- 2 – 50 – 69%
- 1 – 30 – 49%
- 0 – Below 29%

20. The overall quality of teaching-learning process in your institute is very good. *

- 4 – Strongly agree
- 3 – Agree
- 2 – Neutral
- 1 – Disagree
- 0 – Strongly disagree

21. Give three observation / suggestions to improve the overall teaching – learning experience in your institution. *

Practical approach should be increased

This content is neither created nor endorsed by Google.

Google Forms

KTSP Mandal's Hutatma Rajguru Mahavidyalaya Rajgurunagar IQAC Student Satisfaction Survey Academic Year 2022-23

Email *

chaudharigauri191@gamil.com

Guidelines for Students As per NAAC guideline, our college is conducting a Student Satisfaction Survey regarding Teaching – Learning and Evaluation, which will help to upgrade the quality in higher education. A student will have to respond to all the questions given in the following format with her/his sincere effort and thought. Her/his identity will not be revealed.

Please confirm this is the first and only time you answer this survey. *

Yes

No

Name *

Gauri sandip chaudhari

Age *

20

Email *

chaudharigauri191@gmail.com

Mobile No *

7620739939

Gender *

- Female
- Male
- Transgender

What degree program are you pursuing now? *

- a) Bachelor's
- b) Master's
- c) Other

What subject area are you currently pursuing? *

- a) Arts
- b) Commerce
- c) Science
- d) B. Sc. Computer Science
- e) B. B. A. (BCA)

Criterion II – Teaching–Learning and Evaluation Student Satisfaction Survey on Teaching Learning Process

Instructions to fill the questionnaire

- All questions should be compulsorily attempted.
- Each question has five responses, choose the most appropriate one.
- The response to the qualitative question no. 21 is student's opportunity to give suggestions or improvements; she/he can also mention weaknesses of the institute here. (Kindly restrict your response to teaching learning process only)

1. How much of the syllabus was covered in the class? *

- 4 – 85 to 100%
- 3 – 70 to 84%
- 2 – 55 to 69%
- 1– 30 to 54%
- 0 –Below 30%

2. How well did the teachers prepare for the classes? *

- 4 – Thoroughly
- 3 – Satisfactorily
- 2 – Poorly
- 1 – Indifferently
- 0 – Won't teach at all

3. How well were the teachers able to communicate? *

- 4 – Always effective
- 3 – Sometimes effective
- 2 – Just satisfactorily
- 1 – Generally ineffective
- 0 – Very poor communication

4. The teacher's approach to teaching can best be described as *

- 4 – Excellent
- 3 – Very good
- 2 – Good
- 1 – Fair
- 0 – Poor

5. Fairness of the internal evaluation process by the teachers. *

- 4 – Always fair
- 3 – Usually fair
- 2 – Sometimes unfair
- 1 – Usually unfair
- 0– Unfair

6. Was your performance in assignments discussed with you? *

- 4 – Every time
- 3 – Usually
- 2 – Occasionally/Sometimes
- 1 – Rarely
- 0– Never

7. The institute takes active interest in promoting internship, student exchange, field visit opportunities for students. *

- 4 – Regularly
- 3 – Often
- 2 – Sometimes
- 1 – Rarely
- 0– Never

8. The teaching and mentoring process in your institution facilitates you in cognitive, social and emotional growth. *

- 4 – Significantly
- 3 – Very well
- 2 – Moderately
- 1 – Marginally
- 0– Not at all

9. The institution provides multiple opportunities to learn and grow. *

- 4 – Strongly agree
- 3 – Agree
- 2 – Neutral
- 1 – Disagree
- 0– Strongly disagree

10. Teachers inform you about your expected competencies, course outcomes and programme outcomes. *

- 4 – Every time
- 3 – Usually
- 2– Occasionally/Sometimes
- 1 – Rarely
- 0– Never

11. Your mentor does a necessary follow-up with an assigned task to you. *

- 4 – Every time
- 3 – Usually
- 2 – Occasionally/Sometimes
- 1 – Rarely
- 0 – I don't have a mentor

12. The teachers illustrate the concepts through examples and applications. *

- 4 – Every time
- 3 – Usually
- 2 – Occasionally/Sometimes
- 1 – Rarely
- 0 – Never

13. The teachers identify your strengths and encourage you with providing right level of challenges. *

- 4 – Fully
- 3 – Reasonably
- 2 – Partially
- 1 – Slightly
- 0 – Unable to

14. Teachers are able to identify your weaknesses and help you to overcome them. *

- 4 – Every time
- 3 – Usually
- 2 – Occasionally/Sometimes
- 1 – Rarely
- 0 – Never

15. The institution makes effort to engage students in the monitoring, review and continuous quality improvement of the teaching learning process. *

- 4 – Strongly agree
- 3 – Agree
- 2 – Neutral
- 1 – Disagree
- 0 – Strongly disagree

16. The institute/ teachers use student centric methods, such as experiential learning, participative learning and problem solving methodologies for enhancing learning experiences. *

- 4 – To a great extent
- 3 – Moderate
- 2 – Some what
- 1 – Very little
- 0 – Not at all

17. Teachers encourage you to participate in extracurricular activities. *

- 4 – Strongly agree
- 3 – Agree
- 2 – Neutral
- 1 – Disagree
- 0 – Strongly disagree

18. Efforts are made by the institute/ teachers to inculcate soft skills, life skills and employability skills to make you ready for the world of work. *

- 4 – To a great extent
- 3 – Moderate
- 2 – Some what
- 1 – Very little
- 0 – Not at all

19. What percentage of teachers use ICT tools such as LCD projector, Multimedia, etc. while teaching. *

- 4 – Above 90%
- 3 – 70 – 89%
- 2 – 50 – 69%
- 1 – 30 – 49%
- 0 – Below 29%

20. The overall quality of teaching-learning process in your institute is very good. *

- 4 – Strongly agree
- 3 – Agree
- 2 – Neutral
- 1 – Disagree
- 0 – Strongly disagree

21. Give three observation / suggestions to improve the overall teaching – learning experience in your institution. *

Practical approach should be develop

This content is neither created nor endorsed by Google.

Google Forms

KTSP Mandal's Hutatma Rajguru Mahavidyalaya Rajgurunagar IQAC Student Satisfaction Survey Academic Year 2022-23

Email *

vaishnaviingale2030@gmail.com

Guidelines for Students As per NAAC guideline, our college is conducting a Student Satisfaction Survey regarding Teaching – Learning and Evaluation, which will help to upgrade the quality in higher education. A student will have to respond to all the questions given in the following format with her/his sincere effort and thought. Her/his identity will not be revealed.

Please confirm this is the first and only time you answer this survey. *

Yes

No

Name *

Ingale Vaishnavi Sanjay

Age *

21

Email *

vaishnaviingale2030@gmail.com

Mobile No *

9767102932

Gender *

- Female
- Male
- Transgender

What degree program are you pursuing now? *

- a) Bachelor's
- b) Master's
- c) Other

What subject area are you currently pursuing? *

- a) Arts
- b) Commerce
- c) Science
- d) B. Sc. Computer Science
- e) B. B. A. (BCA)

Criterion II – Teaching–Learning and Evaluation Student Satisfaction Survey on Teaching Learning Process

Instructions to fill the questionnaire

- All questions should be compulsorily attempted.
- Each question has five responses, choose the most appropriate one.
- The response to the qualitative question no. 21 is student's opportunity to give suggestions or improvements; she/he can also mention weaknesses of the institute here. (Kindly restrict your response to teaching learning process only)

1. How much of the syllabus was covered in the class? *

- 4 – 85 to 100%
- 3 – 70 to 84%
- 2 – 55 to 69%
- 1– 30 to 54%
- 0 –Below 30%

2. How well did the teachers prepare for the classes? *

- 4 – Thoroughly
- 3 – Satisfactorily
- 2 – Poorly
- 1 – Indifferently
- 0 – Won't teach at all

3. How well were the teachers able to communicate? *

- 4 – Always effective
- 3 – Sometimes effective
- 2 – Just satisfactorily
- 1 – Generally ineffective
- 0 – Very poor communication

4. The teacher's approach to teaching can best be described as *

- 4 – Excellent
- 3 – Very good
- 2 – Good
- 1 – Fair
- 0 – Poor

5. Fairness of the internal evaluation process by the teachers. *

- 4 – Always fair
- 3 – Usually fair
- 2 – Sometimes unfair
- 1 – Usually unfair
- 0– Unfair

6. Was your performance in assignments discussed with you? *

- 4 – Every time
- 3 – Usually
- 2 – Occasionally/Sometimes
- 1 – Rarely
- 0– Never

7. The institute takes active interest in promoting internship, student exchange, field visit opportunities for students. *

- 4 – Regularly
- 3 – Often
- 2 – Sometimes
- 1 – Rarely
- 0– Never

8. The teaching and mentoring process in your institution facilitates you in cognitive, social and emotional growth. *

- 4 – Significantly
- 3 – Very well
- 2 – Moderately
- 1 – Marginally
- 0– Not at all

9. The institution provides multiple opportunities to learn and grow. *

- 4 – Strongly agree
- 3 – Agree
- 2 – Neutral
- 1 – Disagree
- 0– Strongly disagree

10. Teachers inform you about your expected competencies, course outcomes and programme outcomes. *

- 4 – Every time
- 3 – Usually
- 2– Occasionally/Sometimes
- 1 – Rarely
- 0– Never

11. Your mentor does a necessary follow-up with an assigned task to you. *

- 4 – Every time
- 3 – Usually
- 2 – Occasionally/Sometimes
- 1 – Rarely
- 0 – I don't have a mentor

12. The teachers illustrate the concepts through examples and applications. *

- 4 – Every time
- 3 – Usually
- 2 – Occasionally/Sometimes
- 1 – Rarely
- 0 – Never

13. The teachers identify your strengths and encourage you with providing right level of challenges. *

- 4 – Fully
- 3 – Reasonably
- 2 – Partially
- 1 – Slightly
- 0 – Unable to

14. Teachers are able to identify your weaknesses and help you to overcome them. *

- 4 – Every time
- 3 – Usually
- 2 – Occasionally/Sometimes
- 1 – Rarely
- 0 – Never

15. The institution makes effort to engage students in the monitoring, review and continuous quality improvement of the teaching learning process. *

- 4 – Strongly agree
- 3 – Agree
- 2 – Neutral
- 1 – Disagree
- 0 – Strongly disagree

16. The institute/ teachers use student centric methods, such as experiential learning, participative learning and problem solving methodologies for enhancing learning experiences. *

- 4 – To a great extent
- 3 – Moderate
- 2 – Some what
- 1 – Very little
- 0 – Not at all

17. Teachers encourage you to participate in extracurricular activities. *

- 4 – Strongly agree
- 3 – Agree
- 2 – Neutral
- 1 – Disagree
- 0 – Strongly disagree

18. Efforts are made by the institute/ teachers to inculcate soft skills, life skills and employability skills to make you ready for the world of work. *

- 4 – To a great extent
- 3 – Moderate
- 2 – Some what
- 1 – Very little
- 0 – Not at all

19. What percentage of teachers use ICT tools such as LCD projector, Multimedia, etc. while teaching. *

- 4 – Above 90%
- 3 – 70 – 89%
- 2 – 50 – 69%
- 1 – 30 – 49%
- 0 – Below 29%

20. The overall quality of teaching-learning process in your institute is very good. *

- 4 – Strongly agree
- 3 – Agree
- 2 – Neutral
- 1 – Disagree
- 0 – Strongly disagree

21. Give three observation / suggestions to improve the overall teaching – learning experience in your institution. *

Practical approach should be increase

This content is neither created nor endorsed by Google.

Google Forms

KTSP Mandal's Hutatma Rajguru Mahavidyalaya Rajgurunagar IQAC Student Satisfaction Survey Academic Year 2022-23

Email *

vaishnavigade13@gmail.com

Guidelines for Students As per NAAC guideline, our college is conducting a Student Satisfaction Survey regarding Teaching – Learning and Evaluation, which will help to upgrade the quality in higher education. A student will have to respond to all the questions given in the following format with her/his sincere effort and thought. Her/his identity will not be revealed.

Please confirm this is the first and only time you answer this survey. *

Yes

No

Name *

Gade Vaishnavi Ravindra

Age *

20

Email *

vaishnavigade13@gmail.com

Mobile No *

8080973155

Gender *

- Female
- Male
- Transgender

What degree program are you pursuing now? *

- a) Bachelor's
- b) Master's
- c) Other

What subject area are you currently pursuing? *

- a) Arts
- b) Commerce
- c) Science
- d) B. Sc. Computer Science
- e) B. B. A. (BCA)

Criterion II – Teaching–Learning and Evaluation Student Satisfaction Survey on Teaching Learning Process

Instructions to fill the questionnaire

- All questions should be compulsorily attempted.
- Each question has five responses, choose the most appropriate one.
- The response to the qualitative question no. 21 is student's opportunity to give suggestions or improvements; she/he can also mention weaknesses of the institute here. (Kindly restrict your response to teaching learning process only)

1. How much of the syllabus was covered in the class? *

- 4 – 85 to 100%
- 3 – 70 to 84%
- 2 – 55 to 69%
- 1– 30 to 54%
- 0 –Below 30%

2. How well did the teachers prepare for the classes? *

- 4 – Thoroughly
- 3 – Satisfactorily
- 2 – Poorly
- 1 – Indifferently
- 0 – Won't teach at all

3. How well were the teachers able to communicate? *

- 4 – Always effective
- 3 – Sometimes effective
- 2 – Just satisfactorily
- 1 – Generally ineffective
- 0 – Very poor communication

4. The teacher's approach to teaching can best be described as *

- 4 – Excellent
- 3 – Very good
- 2 – Good
- 1 – Fair
- 0 – Poor

5. Fairness of the internal evaluation process by the teachers. *

- 4 – Always fair
- 3 – Usually fair
- 2 – Sometimes unfair
- 1 – Usually unfair
- 0– Unfair

6. Was your performance in assignments discussed with you? *

- 4 – Every time
- 3 – Usually
- 2 – Occasionally/Sometimes
- 1 – Rarely
- 0– Never

7. The institute takes active interest in promoting internship, student exchange, field visit opportunities for students. *

- 4 – Regularly
- 3 – Often
- 2 – Sometimes
- 1 – Rarely
- 0– Never

8. The teaching and mentoring process in your institution facilitates you in cognitive, social and emotional growth. *

- 4 – Significantly
- 3 – Very well
- 2 – Moderately
- 1 – Marginally
- 0– Not at all

9. The institution provides multiple opportunities to learn and grow. *

- 4 – Strongly agree
- 3 – Agree
- 2 – Neutral
- 1 – Disagree
- 0– Strongly disagree

10. Teachers inform you about your expected competencies, course outcomes and programme outcomes. *

- 4 – Every time
- 3 – Usually
- 2– Occasionally/Sometimes
- 1 – Rarely
- 0– Never

11. Your mentor does a necessary follow-up with an assigned task to you. *

- 4 – Every time
- 3 – Usually
- 2 – Occasionally/Sometimes
- 1 – Rarely
- 0 – I don't have a mentor

12. The teachers illustrate the concepts through examples and applications. *

- 4 – Every time
- 3 – Usually
- 2 – Occasionally/Sometimes
- 1 – Rarely
- 0 – Never

13. The teachers identify your strengths and encourage you with providing right level of challenges. *

- 4 – Fully
- 3 – Reasonably
- 2 – Partially
- 1 – Slightly
- 0 – Unable to

14. Teachers are able to identify your weaknesses and help you to overcome them. *

- 4 – Every time
- 3 – Usually
- 2 – Occasionally/Sometimes
- 1 – Rarely
- 0 – Never

15. The institution makes effort to engage students in the monitoring, review and continuous quality improvement of the teaching learning process. *

- 4 – Strongly agree
- 3 – Agree
- 2 – Neutral
- 1 – Disagree
- 0 – Strongly disagree

16. The institute/ teachers use student centric methods, such as experiential learning, participative learning and problem solving methodologies for enhancing learning experiences. *

- 4 – To a great extent
- 3 – Moderate
- 2 – Some what
- 1 – Very little
- 0 – Not at all

17. Teachers encourage you to participate in extracurricular activities. *

- 4 – Strongly agree
- 3 – Agree
- 2 – Neutral
- 1 – Disagree
- 0 – Strongly disagree

18. Efforts are made by the institute/ teachers to inculcate soft skills, life skills and employability skills to make you ready for the world of work. *

- 4 – To a great extent
- 3 – Moderate
- 2 – Some what
- 1 – Very little
- 0 – Not at all

19. What percentage of teachers use ICT tools such as LCD projector, Multimedia, etc. while teaching. *

- 4 – Above 90%
- 3 – 70 – 89%
- 2 – 50 – 69%
- 1 – 30 – 49%
- 0 – Below 29%

20. The overall quality of teaching-learning process in your institute is very good. *

- 4 – Strongly agree
- 3 – Agree
- 2 – Neutral
- 1 – Disagree
- 0 – Strongly disagree

21. Give three observation / suggestions to improve the overall teaching – learning experience in your institution. *

Practical approach should be increase

This content is neither created nor endorsed by Google.

Google Forms

KTSP Mandal's Hutatma Rajguru Mahavidyalaya Rajgurunagar IQAC Student Satisfaction Survey Academic Year 2022-23

Email *

nehabhogade7177@gmail.com

Guidelines for Students As per NAAC guideline, our college is conducting a Student Satisfaction Survey regarding Teaching – Learning and Evaluation, which will help to upgrade the quality in higher education. A student will have to respond to all the questions given in the following format with her/his sincere effort and thought. Her/his identity will not be revealed.

Please confirm this is the first and only time you answer this survey. *

Yes

No

Name *

Bhogade Neha Raju

Age *

20

Email *

nehabhogade7177@gmail.com

Mobile No *

9921626157

Gender *

- Female
- Male
- Transgender

What degree program are you pursuing now? *

- a) Bachelor's
- b) Master's
- c) Other

What subject area are you currently pursuing? *

- a) Arts
- b) Commerce
- c) Science
- d) B. Sc. Computer Science
- e) B. B. A. (BCA)

Criterion II – Teaching–Learning and Evaluation Student Satisfaction Survey on Teaching Learning Process

Instructions to fill the questionnaire

- All questions should be compulsorily attempted.
- Each question has five responses, choose the most appropriate one.
- The response to the qualitative question no. 21 is student's opportunity to give suggestions or improvements; she/he can also mention weaknesses of the institute here. (Kindly restrict your response to teaching learning process only)

1. How much of the syllabus was covered in the class? *

- 4 – 85 to 100%
- 3 – 70 to 84%
- 2 – 55 to 69%
- 1– 30 to 54%
- 0 –Below 30%

2. How well did the teachers prepare for the classes? *

- 4 – Thoroughly
- 3 – Satisfactorily
- 2 – Poorly
- 1 – Indifferently
- 0 – Won't teach at all

3. How well were the teachers able to communicate? *

- 4 – Always effective
- 3 – Sometimes effective
- 2 – Just satisfactorily
- 1 – Generally ineffective
- 0 – Very poor communication

4. The teacher's approach to teaching can best be described as *

- 4 – Excellent
- 3 – Very good
- 2 – Good
- 1 – Fair
- 0 – Poor

5. Fairness of the internal evaluation process by the teachers. *

- 4 – Always fair
- 3 – Usually fair
- 2 – Sometimes unfair
- 1 – Usually unfair
- 0– Unfair

6. Was your performance in assignments discussed with you? *

- 4 – Every time
- 3 – Usually
- 2 – Occasionally/Sometimes
- 1 – Rarely
- 0– Never

7. The institute takes active interest in promoting internship, student exchange, field visit opportunities for students. *

- 4 – Regularly
- 3 – Often
- 2 – Sometimes
- 1 – Rarely
- 0– Never

8. The teaching and mentoring process in your institution facilitates you in cognitive, social and emotional growth. *

- 4 – Significantly
- 3 – Very well
- 2 – Moderately
- 1 – Marginally
- 0– Not at all

9. The institution provides multiple opportunities to learn and grow. *

- 4 – Strongly agree
- 3 – Agree
- 2 – Neutral
- 1 – Disagree
- 0– Strongly disagree

10. Teachers inform you about your expected competencies, course outcomes and programme outcomes. *

- 4 – Every time
- 3 – Usually
- 2– Occasionally/Sometimes
- 1 – Rarely
- 0– Never

11. Your mentor does a necessary follow-up with an assigned task to you. *

- 4 – Every time
- 3 – Usually
- 2 – Occasionally/Sometimes
- 1 – Rarely
- 0 – I don't have a mentor

12. The teachers illustrate the concepts through examples and applications. *

- 4 – Every time
- 3 – Usually
- 2 – Occasionally/Sometimes
- 1 – Rarely
- 0 – Never

13. The teachers identify your strengths and encourage you with providing right level of challenges. *

- 4 – Fully
- 3 – Reasonably
- 2 – Partially
- 1 – Slightly
- 0 – Unable to

14. Teachers are able to identify your weaknesses and help you to overcome them. *

- 4 – Every time
- 3 – Usually
- 2 – Occasionally/Sometimes
- 1 – Rarely
- 0 – Never

15. The institution makes effort to engage students in the monitoring, review and continuous quality improvement of the teaching learning process. *

- 4 – Strongly agree
- 3 – Agree
- 2 – Neutral
- 1 – Disagree
- 0 – Strongly disagree

16. The institute/ teachers use student centric methods, such as experiential learning, participative learning and problem solving methodologies for enhancing learning experiences. *

- 4 – To a great extent
- 3 – Moderate
- 2 – Some what
- 1 – Very little
- 0 – Not at all

17. Teachers encourage you to participate in extracurricular activities. *

- 4 – Strongly agree
- 3 – Agree
- 2 – Neutral
- 1 – Disagree
- 0 – Strongly disagree

18. Efforts are made by the institute/ teachers to inculcate soft skills, life skills and employability skills to make you ready for the world of work. *

- 4 – To a great extent
- 3 – Moderate
- 2 – Some what
- 1 – Very little
- 0 – Not at all

19. What percentage of teachers use ICT tools such as LCD projector, Multimedia, etc. while teaching. *

- 4 – Above 90%
- 3 – 70 – 89%
- 2 – 50 – 69%
- 1 – 30 – 49%
- 0 – Below 29%

20. The overall quality of teaching-learning process in your institute is very good. *

- 4 – Strongly agree
- 3 – Agree
- 2 – Neutral
- 1 – Disagree
- 0 – Strongly disagree

21. Give three observation / suggestions to improve the overall teaching – learning experience in your institution. *

Practical approach should be increased

This content is neither created nor endorsed by Google.

Google Forms

KTSP Mandal's Hutatma Rajguru Mahavidyalaya Rajgurunagar IQAC Student Satisfaction Survey Academic Year 2022-23

Email *

muskananwarshaikh143@gmail.com

Guidelines for Students As per NAAC guideline, our college is conducting a Student Satisfaction Survey regarding Teaching – Learning and Evaluation, which will help to upgrade the quality in higher education. A student will have to respond to all the questions given in the following format with her/his sincere effort and thought. Her/his identity will not be revealed.

Please confirm this is the first and only time you answer this survey. *

Yes

No

Name *

Muskan Anwar Shaikh

Age *

21

Email *

muskananwarshaikh143@gmail.com

Mobile No *

8329701325

Gender *

- Female
- Male
- Transgender

What degree program are you pursuing now? *

- a) Bachelor's
- b) Master's
- c) Other

What subject area are you currently pursuing? *

- a) Arts
- b) Commerce
- c) Science
- d) B. Sc. Computer Science
- e) B. B. A. (BCA)

Criterion II – Teaching–Learning and Evaluation Student Satisfaction Survey on Teaching Learning Process

Instructions to fill the questionnaire

- All questions should be compulsorily attempted.
- Each question has five responses, choose the most appropriate one.
- The response to the qualitative question no. 21 is student's opportunity to give suggestions or improvements; she/he can also mention weaknesses of the institute here. (Kindly restrict your response to teaching learning process only)

1. How much of the syllabus was covered in the class? *

- 4 – 85 to 100%
- 3 – 70 to 84%
- 2 – 55 to 69%
- 1– 30 to 54%
- 0 –Below 30%

2. How well did the teachers prepare for the classes? *

- 4 – Thoroughly
- 3 – Satisfactorily
- 2 – Poorly
- 1 – Indifferently
- 0 – Won't teach at all

3. How well were the teachers able to communicate? *

- 4 – Always effective
- 3 – Sometimes effective
- 2 – Just satisfactorily
- 1 – Generally ineffective
- 0 – Very poor communication

4. The teacher's approach to teaching can best be described as *

- 4 – Excellent
- 3 – Very good
- 2 – Good
- 1 – Fair
- 0 – Poor

5. Fairness of the internal evaluation process by the teachers. *

- 4 – Always fair
- 3 – Usually fair
- 2 – Sometimes unfair
- 1 – Usually unfair
- 0– Unfair

6. Was your performance in assignments discussed with you? *

- 4 – Every time
- 3 – Usually
- 2 – Occasionally/Sometimes
- 1 – Rarely
- 0– Never

7. The institute takes active interest in promoting internship, student exchange, field visit opportunities for students. *

- 4 – Regularly
- 3 – Often
- 2 – Sometimes
- 1 – Rarely
- 0– Never

8. The teaching and mentoring process in your institution facilitates you in cognitive, social and emotional growth. *

- 4 – Significantly
- 3 – Very well
- 2 – Moderately
- 1 – Marginally
- 0– Not at all

9. The institution provides multiple opportunities to learn and grow. *

- 4 – Strongly agree
- 3 – Agree
- 2 – Neutral
- 1 – Disagree
- 0– Strongly disagree

10. Teachers inform you about your expected competencies, course outcomes and programme outcomes. *

- 4 – Every time
- 3 – Usually
- 2– Occasionally/Sometimes
- 1 – Rarely
- 0– Never

11. Your mentor does a necessary follow-up with an assigned task to you. *

- 4 – Every time
- 3 – Usually
- 2 – Occasionally/Sometimes
- 1 – Rarely
- 0 – I don't have a mentor

12. The teachers illustrate the concepts through examples and applications. *

- 4 – Every time
- 3 – Usually
- 2 – Occasionally/Sometimes
- 1 – Rarely
- 0 – Never

13. The teachers identify your strengths and encourage you with providing right level of challenges. *

- 4 – Fully
- 3 – Reasonably
- 2 – Partially
- 1 – Slightly
- 0 – Unable to

14. Teachers are able to identify your weaknesses and help you to overcome them. *

- 4 – Every time
- 3 – Usually
- 2 – Occasionally/Sometimes
- 1 – Rarely
- 0 – Never

15. The institution makes effort to engage students in the monitoring, review and continuous quality improvement of the teaching learning process. *

- 4 – Strongly agree
- 3 – Agree
- 2 – Neutral
- 1 – Disagree
- 0 – Strongly disagree

16. The institute/ teachers use student centric methods, such as experiential learning, participative learning and problem solving methodologies for enhancing learning experiences. *

- 4 – To a great extent
- 3 – Moderate
- 2 – Some what
- 1 – Very little
- 0 – Not at all

17. Teachers encourage you to participate in extracurricular activities. *

- 4 – Strongly agree
- 3 – Agree
- 2 – Neutral
- 1 – Disagree
- 0 – Strongly disagree

18. Efforts are made by the institute/ teachers to inculcate soft skills, life skills and employability skills to make you ready for the world of work. *

- 4 – To a great extent
- 3 – Moderate
- 2 – Some what
- 1 – Very little
- 0 – Not at all

19. What percentage of teachers use ICT tools such as LCD projector, Multimedia, etc. while teaching. *

- 4 – Above 90%
- 3 – 70 – 89%
- 2 – 50 – 69%
- 1 – 30 – 49%
- 0 – Below 29%

20. The overall quality of teaching-learning process in your institute is very good. *

- 4 – Strongly agree
- 3 – Agree
- 2 – Neutral
- 1 – Disagree
- 0 – Strongly disagree

21. Give three observation / suggestions to improve the overall teaching – learning experience in your institution. *

Teacher can use e learning.

Teacher or clg can help students to get out of every problem

Clg can provide more better facilities.

This content is neither created nor endorsed by Google.

Google Forms

KTSP Mandal's Hutatma Rajguru Mahavidyalaya Rajgurunagar IQAC Student Satisfaction Survey Academic Year 2022-23

Email *

avantikar117@gmail.com

Guidelines for Students As per NAAC guideline, our college is conducting a Student Satisfaction Survey regarding Teaching – Learning and Evaluation, which will help to upgrade the quality in higher education. A student will have to respond to all the questions given in the following format with her/his sincere effort and thought. Her/his identity will not be revealed.

Please confirm this is the first and only time you answer this survey. *

Yes

No

Name *

Avantika Ashok Raut

Age *

21

Email *

avantikar117@gmail.com

Mobile No *

7058549618

Gender *

- Female
- Male
- Transgender

What degree program are you pursuing now? *

- a) Bachelor's
- b) Master's
- c) Other

What subject area are you currently pursuing? *

- a) Arts
- b) Commerce
- c) Science
- d) B. Sc. Computer Science
- e) B. B. A. (BCA)

Criterion II – Teaching–Learning and Evaluation Student Satisfaction Survey on Teaching Learning Process

Instructions to fill the questionnaire

- All questions should be compulsorily attempted.
- Each question has five responses, choose the most appropriate one.
- The response to the qualitative question no. 21 is student's opportunity to give suggestions or improvements; she/he can also mention weaknesses of the institute here. (Kindly restrict your response to teaching learning process only)

1. How much of the syllabus was covered in the class? *

- 4 – 85 to 100%
- 3 – 70 to 84%
- 2 – 55 to 69%
- 1– 30 to 54%
- 0 –Below 30%

2. How well did the teachers prepare for the classes? *

- 4 – Thoroughly
- 3 – Satisfactorily
- 2 – Poorly
- 1 – Indifferently
- 0 – Won't teach at all

3. How well were the teachers able to communicate? *

- 4 – Always effective
- 3 – Sometimes effective
- 2 – Just satisfactorily
- 1 – Generally ineffective
- 0 – Very poor communication

4. The teacher's approach to teaching can best be described as *

- 4 – Excellent
- 3 – Very good
- 2 – Good
- 1 – Fair
- 0 – Poor

5. Fairness of the internal evaluation process by the teachers. *

- 4 – Always fair
- 3 – Usually fair
- 2 – Sometimes unfair
- 1 – Usually unfair
- 0– Unfair

6. Was your performance in assignments discussed with you? *

- 4 – Every time
- 3 – Usually
- 2 – Occasionally/Sometimes
- 1 – Rarely
- 0– Never

7. The institute takes active interest in promoting internship, student exchange, field visit opportunities for students. *

- 4 – Regularly
- 3 – Often
- 2 – Sometimes
- 1 – Rarely
- 0– Never

8. The teaching and mentoring process in your institution facilitates you in cognitive, social and emotional growth. *

- 4 – Significantly
- 3 – Very well
- 2 – Moderately
- 1 – Marginally
- 0– Not at all

9. The institution provides multiple opportunities to learn and grow. *

- 4 – Strongly agree
- 3 – Agree
- 2 – Neutral
- 1 – Disagree
- 0– Strongly disagree

10. Teachers inform you about your expected competencies, course outcomes and programme outcomes. *

- 4 – Every time
- 3 – Usually
- 2– Occasionally/Sometimes
- 1 – Rarely
- 0– Never

11. Your mentor does a necessary follow-up with an assigned task to you. *

- 4 – Every time
- 3 – Usually
- 2 – Occasionally/Sometimes
- 1 – Rarely
- 0 – I don't have a mentor

12. The teachers illustrate the concepts through examples and applications. *

- 4 – Every time
- 3 – Usually
- 2 – Occasionally/Sometimes
- 1 – Rarely
- 0 – Never

13. The teachers identify your strengths and encourage you with providing right level of challenges. *

- 4 – Fully
- 3 – Reasonably
- 2 – Partially
- 1 – Slightly
- 0 – Unable to

14. Teachers are able to identify your weaknesses and help you to overcome them. *

- 4 – Every time
- 3 – Usually
- 2 – Occasionally/Sometimes
- 1 – Rarely
- 0 – Never

15. The institution makes effort to engage students in the monitoring, review and continuous quality improvement of the teaching learning process. *

- 4 – Strongly agree
- 3 – Agree
- 2 – Neutral
- 1 – Disagree
- 0 – Strongly disagree

16. The institute/ teachers use student centric methods, such as experiential learning, participative learning and problem solving methodologies for enhancing learning experiences. *

- 4 – To a great extent
- 3 – Moderate
- 2 – Some what
- 1 – Very little
- 0 – Not at all

17. Teachers encourage you to participate in extracurricular activities. *

- 4 – Strongly agree
- 3 – Agree
- 2 – Neutral
- 1 – Disagree
- 0 – Strongly disagree

18. Efforts are made by the institute/ teachers to inculcate soft skills, life skills and employability skills to make you ready for the world of work. *

- 4 – To a great extent
- 3 – Moderate
- 2 – Some what
- 1 – Very little
- 0 – Not at all

19. What percentage of teachers use ICT tools such as LCD projector, Multimedia, etc. while teaching. *

- 4 – Above 90%
- 3 – 70 – 89%
- 2 – 50 – 69%
- 1 – 30 – 49%
- 0 – Below 29%

20. The overall quality of teaching-learning process in your institute is very good. *

- 4 – Strongly agree
- 3 – Agree
- 2 – Neutral
- 1 – Disagree
- 0 – Strongly disagree

21. Give three observation / suggestions to improve the overall teaching – learning experience in your institution. *

Practical approach

This content is neither created nor endorsed by Google.

Google Forms

KTSP Mandal's Hutatma Rajguru Mahavidyalaya Rajgurunagar IQAC Student Satisfaction Survey Academic Year 2022-23

Email *

vaishnavishinde1883@gmail.com

Guidelines for Students As per NAAC guideline, our college is conducting a Student Satisfaction Survey regarding Teaching – Learning and Evaluation, which will help to upgrade the quality in higher education. A student will have to respond to all the questions given in the following format with her/his sincere effort and thought. Her/his identity will not be revealed.

Please confirm this is the first and only time you answer this survey. *

Yes

No

Name *

Shinde Vaishnavi Rajesh

Age *

20

Email *

vaishnavishinde1883@gmail.com

Mobile No *

8767354488

Gender *

- Female
- Male
- Transgender

What degree program are you pursuing now? *

- a) Bachelor's
- b) Master's
- c) Other

What subject area are you currently pursuing? *

- a) Arts
- b) Commerce
- c) Science
- d) B. Sc. Computer Science
- e) B. B. A. (BCA)

Criterion II – Teaching–Learning and Evaluation Student Satisfaction Survey on Teaching Learning Process

Instructions to fill the questionnaire

- All questions should be compulsorily attempted.
- Each question has five responses, choose the most appropriate one.
- The response to the qualitative question no. 21 is student's opportunity to give suggestions or improvements; she/he can also mention weaknesses of the institute here. (Kindly restrict your response to teaching learning process only)

1. How much of the syllabus was covered in the class? *

- 4 – 85 to 100%
- 3 – 70 to 84%
- 2 – 55 to 69%
- 1– 30 to 54%
- 0 –Below 30%

2. How well did the teachers prepare for the classes? *

- 4 – Thoroughly
- 3 – Satisfactorily
- 2 – Poorly
- 1 – Indifferently
- 0 – Won't teach at all

3. How well were the teachers able to communicate? *

- 4 – Always effective
- 3 – Sometimes effective
- 2 – Just satisfactorily
- 1 – Generally ineffective
- 0 – Very poor communication

4. The teacher's approach to teaching can best be described as *

- 4 – Excellent
- 3 – Very good
- 2 – Good
- 1 – Fair
- 0 – Poor

5. Fairness of the internal evaluation process by the teachers. *

- 4 – Always fair
- 3 – Usually fair
- 2 – Sometimes unfair
- 1 – Usually unfair
- 0– Unfair

6. Was your performance in assignments discussed with you? *

- 4 – Every time
- 3 – Usually
- 2 – Occasionally/Sometimes
- 1 – Rarely
- 0– Never

7. The institute takes active interest in promoting internship, student exchange, field visit opportunities for students. *

- 4 – Regularly
- 3 – Often
- 2 – Sometimes
- 1 – Rarely
- 0– Never

8. The teaching and mentoring process in your institution facilitates you in cognitive, social and emotional growth. *

- 4 – Significantly
- 3 – Very well
- 2 – Moderately
- 1 – Marginally
- 0– Not at all

9. The institution provides multiple opportunities to learn and grow. *

- 4 – Strongly agree
- 3 – Agree
- 2 – Neutral
- 1 – Disagree
- 0– Strongly disagree

10. Teachers inform you about your expected competencies, course outcomes and programme outcomes. *

- 4 – Every time
- 3 – Usually
- 2– Occasionally/Sometimes
- 1 – Rarely
- 0– Never

11. Your mentor does a necessary follow-up with an assigned task to you. *

- 4 – Every time
- 3 – Usually
- 2 – Occasionally/Sometimes
- 1 – Rarely
- 0 – I don't have a mentor

12. The teachers illustrate the concepts through examples and applications. *

- 4 – Every time
- 3 – Usually
- 2 – Occasionally/Sometimes
- 1 – Rarely
- 0 – Never

13. The teachers identify your strengths and encourage you with providing right level of challenges. *

- 4 – Fully
- 3 – Reasonably
- 2 – Partially
- 1 – Slightly
- 0 – Unable to

14. Teachers are able to identify your weaknesses and help you to overcome them. *

- 4 – Every time
- 3 – Usually
- 2 – Occasionally/Sometimes
- 1 – Rarely
- 0 – Never

15. The institution makes effort to engage students in the monitoring, review and continuous quality improvement of the teaching learning process. *

- 4 – Strongly agree
- 3 – Agree
- 2 – Neutral
- 1 – Disagree
- 0 – Strongly disagree

16. The institute/ teachers use student centric methods, such as experiential learning, participative learning and problem solving methodologies for enhancing learning experiences. *

- 4 – To a great extent
- 3 – Moderate
- 2 – Some what
- 1 – Very little
- 0 – Not at all

17. Teachers encourage you to participate in extracurricular activities. *

- 4 – Strongly agree
- 3 – Agree
- 2 – Neutral
- 1 – Disagree
- 0 – Strongly disagree

18. Efforts are made by the institute/ teachers to inculcate soft skills, life skills and employability skills to make you ready for the world of work. *

- 4 – To a great extent
- 3 – Moderate
- 2 – Some what
- 1 – Very little
- 0 – Not at all

19. What percentage of teachers use ICT tools such as LCD projector, Multimedia, etc. while teaching. *

- 4 – Above 90%
- 3 – 70 – 89%
- 2 – 50 – 69%
- 1 – 30 – 49%
- 0 – Below 29%

20. The overall quality of teaching-learning process in your institute is very good. *

- 4 – Strongly agree
- 3 – Agree
- 2 – Neutral
- 1 – Disagree
- 0 – Strongly disagree

21. Give three observation / suggestions to improve the overall teaching – learning experience in your institution. *

No

This content is neither created nor endorsed by Google.

Google Forms

KTSP Mandal's Hutatma Rajguru Mahavidyalaya Rajgurunagar IQAC Student Satisfaction Survey Academic Year 2022-23

Email *

sakshisable092@gmail.com

Guidelines for Students As per NAAC guideline, our college is conducting a Student Satisfaction Survey regarding Teaching – Learning and Evaluation, which will help to upgrade the quality in higher education. A student will have to respond to all the questions given in the following format with her/his sincere effort and thought. Her/his identity will not be revealed.

Please confirm this is the first and only time you answer this survey. *

Yes

No

Name *

Sable Sakshi Navnath

Age *

20

Email *

sakshisable092@gmail.com

Mobile No *

7350657946

Gender *

- Female
- Male
- Transgender

What degree program are you pursuing now? *

- a) Bachelor's
- b) Master's
- c) Other

What subject area are you currently pursuing? *

- a) Arts
- b) Commerce
- c) Science
- d) B. Sc. Computer Science
- e) B. B. A. (BCA)

Criterion II – Teaching–Learning and Evaluation Student Satisfaction Survey on Teaching Learning Process

Instructions to fill the questionnaire

- All questions should be compulsorily attempted.
- Each question has five responses, choose the most appropriate one.
- The response to the qualitative question no. 21 is student's opportunity to give suggestions or improvements; she/he can also mention weaknesses of the institute here. (Kindly restrict your response to teaching learning process only)

1. How much of the syllabus was covered in the class? *

- 4 – 85 to 100%
- 3 – 70 to 84%
- 2 – 55 to 69%
- 1– 30 to 54%
- 0 –Below 30%

2. How well did the teachers prepare for the classes? *

- 4 – Thoroughly
- 3 – Satisfactorily
- 2 – Poorly
- 1 – Indifferently
- 0 – Won't teach at all

3. How well were the teachers able to communicate? *

- 4 – Always effective
- 3 – Sometimes effective
- 2 – Just satisfactorily
- 1 – Generally ineffective
- 0 – Very poor communication

4. The teacher's approach to teaching can best be described as *

- 4 – Excellent
- 3 – Very good
- 2 – Good
- 1 – Fair
- 0 – Poor

5. Fairness of the internal evaluation process by the teachers. *

- 4 – Always fair
- 3 – Usually fair
- 2 – Sometimes unfair
- 1 – Usually unfair
- 0– Unfair

6. Was your performance in assignments discussed with you? *

- 4 – Every time
- 3 – Usually
- 2 – Occasionally/Sometimes
- 1 – Rarely
- 0– Never

7. The institute takes active interest in promoting internship, student exchange, field visit opportunities for students. *

- 4 – Regularly
- 3 – Often
- 2 – Sometimes
- 1 – Rarely
- 0– Never

8. The teaching and mentoring process in your institution facilitates you in cognitive, social and emotional growth. *

- 4 – Significantly
- 3 – Very well
- 2 – Moderately
- 1 – Marginally
- 0– Not at all

9. The institution provides multiple opportunities to learn and grow. *

- 4 – Strongly agree
- 3 – Agree
- 2 – Neutral
- 1 – Disagree
- 0– Strongly disagree

10. Teachers inform you about your expected competencies, course outcomes and programme outcomes. *

- 4 – Every time
- 3 – Usually
- 2– Occasionally/Sometimes
- 1 – Rarely
- 0– Never

11. Your mentor does a necessary follow-up with an assigned task to you. *

- 4 – Every time
- 3 – Usually
- 2 – Occasionally/Sometimes
- 1 – Rarely
- 0 – I don't have a mentor

12. The teachers illustrate the concepts through examples and applications. *

- 4 – Every time
- 3 – Usually
- 2 – Occasionally/Sometimes
- 1 – Rarely
- 0 – Never

13. The teachers identify your strengths and encourage you with providing right level of challenges. *

- 4 – Fully
- 3 – Reasonably
- 2 – Partially
- 1 – Slightly
- 0 – Unable to

14. Teachers are able to identify your weaknesses and help you to overcome them. *

- 4 – Every time
- 3 – Usually
- 2 – Occasionally/Sometimes
- 1 – Rarely
- 0 – Never

15. The institution makes effort to engage students in the monitoring, review and continuous quality improvement of the teaching learning process. *

- 4 – Strongly agree
- 3 – Agree
- 2 – Neutral
- 1 – Disagree
- 0 – Strongly disagree

16. The institute/ teachers use student centric methods, such as experiential learning, participative learning and problem solving methodologies for enhancing learning experiences. *

- 4 – To a great extent
- 3 – Moderate
- 2 – Some what
- 1 – Very little
- 0 – Not at all

17. Teachers encourage you to participate in extracurricular activities. *

- 4 – Strongly agree
- 3 – Agree
- 2 – Neutral
- 1 – Disagree
- 0 – Strongly disagree

18. Efforts are made by the institute/ teachers to inculcate soft skills, life skills and employability skills to make you ready for the world of work. *

- 4 – To a great extent
- 3 – Moderate
- 2 – Some what
- 1 – Very little
- 0 – Not at all

19. What percentage of teachers use ICT tools such as LCD projector, Multimedia, etc. while teaching. *

- 4 – Above 90%
- 3 – 70 – 89%
- 2 – 50 – 69%
- 1 – 30 – 49%
- 0 – Below 29%

20. The overall quality of teaching-learning process in your institute is very good. *

- 4 – Strongly agree
- 3 – Agree
- 2 – Neutral
- 1 – Disagree
- 0 – Strongly disagree

21. Give three observation / suggestions to improve the overall teaching – learning experience in your institution. *

No

This content is neither created nor endorsed by Google.

Google Forms

KTSP Mandal's Hutatma Rajguru Mahavidyalaya Rajgurunagar IQAC Student Satisfaction Survey Academic Year 2022-23

Email *

inamdaraliya13@gmail.com

Guidelines for Students As per NAAC guideline, our college is conducting a Student Satisfaction Survey regarding Teaching – Learning and Evaluation, which will help to upgrade the quality in higher education. A student will have to respond to all the questions given in the following format with her/his sincere effort and thought. Her/his identity will not be revealed.

Please confirm this is the first and only time you answer this survey. *

Yes

No

Name *

Aliya

Age *

20

Email *

inamdaraliya13@gmail.com

Mobile No *

9

Gender *

- Female
- Male
- Transgender

What degree program are you pursuing now? *

- a) Bachelor's
- b) Master's
- c) Other

What subject area are you currently pursuing? *

- a) Arts
- b) Commerce
- c) Science
- d) B. Sc. Computer Science
- e) B. B. A. (BCA)

Criterion II – Teaching–Learning and Evaluation Student Satisfaction Survey on Teaching Learning Process

Instructions to fill the questionnaire

- All questions should be compulsorily attempted.
- Each question has five responses, choose the most appropriate one.
- The response to the qualitative question no. 21 is student's opportunity to give suggestions or improvements; she/he can also mention weaknesses of the institute here. (Kindly restrict your response to teaching learning process only)

1. How much of the syllabus was covered in the class? *

- 4 – 85 to 100%
- 3 – 70 to 84%
- 2 – 55 to 69%
- 1– 30 to 54%
- 0 –Below 30%

2. How well did the teachers prepare for the classes? *

- 4 – Thoroughly
- 3 – Satisfactorily
- 2 – Poorly
- 1 – Indifferently
- 0 – Won't teach at all

3. How well were the teachers able to communicate? *

- 4 – Always effective
- 3 – Sometimes effective
- 2 – Just satisfactorily
- 1 – Generally ineffective
- 0 – Very poor communication

4. The teacher's approach to teaching can best be described as *

- 4 – Excellent
- 3 – Very good
- 2 – Good
- 1 – Fair
- 0 – Poor

5. Fairness of the internal evaluation process by the teachers. *

- 4 – Always fair
- 3 – Usually fair
- 2 – Sometimes unfair
- 1 – Usually unfair
- 0– Unfair

6. Was your performance in assignments discussed with you? *

- 4 – Every time
- 3 – Usually
- 2 – Occasionally/Sometimes
- 1 – Rarely
- 0– Never

7. The institute takes active interest in promoting internship, student exchange, field visit opportunities for students. *

- 4 – Regularly
- 3 – Often
- 2 – Sometimes
- 1 – Rarely
- 0– Never

8. The teaching and mentoring process in your institution facilitates you in cognitive, social and emotional growth. *

- 4 – Significantly
- 3 – Very well
- 2 – Moderately
- 1 – Marginally
- 0– Not at all

9. The institution provides multiple opportunities to learn and grow. *

- 4 – Strongly agree
- 3 – Agree
- 2 – Neutral
- 1 – Disagree
- 0– Strongly disagree

10. Teachers inform you about your expected competencies, course outcomes and programme outcomes. *

- 4 – Every time
- 3 – Usually
- 2– Occasionally/Sometimes
- 1 – Rarely
- 0– Never

11. Your mentor does a necessary follow-up with an assigned task to you. *

- 4 – Every time
- 3 – Usually
- 2 – Occasionally/Sometimes
- 1 – Rarely
- 0 – I don't have a mentor

12. The teachers illustrate the concepts through examples and applications. *

- 4 – Every time
- 3 – Usually
- 2 – Occasionally/Sometimes
- 1 – Rarely
- 0 – Never

13. The teachers identify your strengths and encourage you with providing right level of challenges. *

- 4 – Fully
- 3 – Reasonably
- 2 – Partially
- 1 – Slightly
- 0 – Unable to

14. Teachers are able to identify your weaknesses and help you to overcome them. *

- 4 – Every time
- 3 – Usually
- 2 – Occasionally/Sometimes
- 1 – Rarely
- 0 – Never

15. The institution makes effort to engage students in the monitoring, review and continuous quality improvement of the teaching learning process. *

- 4 – Strongly agree
- 3 – Agree
- 2 – Neutral
- 1 – Disagree
- 0 – Strongly disagree

16. The institute/ teachers use student centric methods, such as experiential learning, participative learning and problem solving methodologies for enhancing learning experiences. *

- 4 – To a great extent
- 3 – Moderate
- 2 – Some what
- 1 – Very little
- 0 – Not at all

17. Teachers encourage you to participate in extracurricular activities. *

- 4 – Strongly agree
- 3 – Agree
- 2 – Neutral
- 1 – Disagree
- 0 – Strongly disagree

18. Efforts are made by the institute/ teachers to inculcate soft skills, life skills and employability skills to make you ready for the world of work. *

- 4 – To a great extent
- 3 – Moderate
- 2 – Some what
- 1 – Very little
- 0 – Not at all

19. What percentage of teachers use ICT tools such as LCD projector, Multimedia, etc. while teaching. *

- 4 – Above 90%
- 3 – 70 – 89%
- 2 – 50 – 69%
- 1 – 30 – 49%
- 0 – Below 29%

20. The overall quality of teaching-learning process in your institute is very good. *

- 4 – Strongly agree
- 3 – Agree
- 2 – Neutral
- 1 – Disagree
- 0 – Strongly disagree

21. Give three observation / suggestions to improve the overall teaching – learning experience in your institution. *

We won't able to visualize what we are learning, so we don't get the concepts clearly. institution must include some tools or techniques that can help science students to learn things in better way.the institution lacks in many ways.

This content is neither created nor endorsed by Google.

Google Forms

KTSP Mandal's Hutatma Rajguru Mahavidyalaya Rajgurunagar IQAC Student Satisfaction Survey Academic Year 2022-23

Email *

prashant0209salunkhe@gmail.com

Guidelines for Students As per NAAC guideline, our college is conducting a Student Satisfaction Survey regarding Teaching – Learning and Evaluation, which will help to upgrade the quality in higher education. A student will have to respond to all the questions given in the following format with her/his sincere effort and thought. Her/his identity will not be revealed.

Please confirm this is the first and only time you answer this survey. *

Yes

No

Name *

Prashant kantilal salunkhe

Age *

23

Email *

prashant0209salunkhe@gmail.com

Mobile No *

9423125285

Gender *

- Female
- Male
- Transgender

What degree program are you pursuing now? *

- a) Bachelor's
- b) Master's
- c) Other

What subject area are you currently pursuing? *

- a) Arts
- b) Commerce
- c) Science
- d) B. Sc. Computer Science
- e) B. B. A. (BCA)

Criterion II – Teaching–Learning and Evaluation Student Satisfaction Survey on Teaching Learning Process

Instructions to fill the questionnaire

- All questions should be compulsorily attempted.
- Each question has five responses, choose the most appropriate one.
- The response to the qualitative question no. 21 is student's opportunity to give suggestions or improvements; she/he can also mention weaknesses of the institute here. (Kindly restrict your response to teaching learning process only)

1. How much of the syllabus was covered in the class? *

- 4 – 85 to 100%
- 3 – 70 to 84%
- 2 – 55 to 69%
- 1– 30 to 54%
- 0 –Below 30%

2. How well did the teachers prepare for the classes? *

- 4 – Thoroughly
- 3 – Satisfactorily
- 2 – Poorly
- 1 – Indifferently
- 0 – Won't teach at all

3. How well were the teachers able to communicate? *

- 4 – Always effective
- 3 – Sometimes effective
- 2 – Just satisfactorily
- 1 – Generally ineffective
- 0 – Very poor communication

4. The teacher's approach to teaching can best be described as *

- 4 – Excellent
- 3 – Very good
- 2 – Good
- 1 – Fair
- 0 – Poor

5. Fairness of the internal evaluation process by the teachers. *

- 4 – Always fair
- 3 – Usually fair
- 2 – Sometimes unfair
- 1 – Usually unfair
- 0– Unfair

6. Was your performance in assignments discussed with you? *

- 4 – Every time
- 3 – Usually
- 2 – Occasionally/Sometimes
- 1 – Rarely
- 0– Never

7. The institute takes active interest in promoting internship, student exchange, field visit opportunities for students. *

- 4 – Regularly
- 3 – Often
- 2 – Sometimes
- 1 – Rarely
- 0– Never

8. The teaching and mentoring process in your institution facilitates you in cognitive, social and emotional growth. *

- 4 – Significantly
- 3 – Very well
- 2 – Moderately
- 1 – Marginally
- 0– Not at all

9. The institution provides multiple opportunities to learn and grow. *

- 4 – Strongly agree
- 3 – Agree
- 2 – Neutral
- 1 – Disagree
- 0– Strongly disagree

10. Teachers inform you about your expected competencies, course outcomes and programme outcomes. *

- 4 – Every time
- 3 – Usually
- 2– Occasionally/Sometimes
- 1 – Rarely
- 0– Never

11. Your mentor does a necessary follow-up with an assigned task to you. *

- 4 – Every time
- 3 – Usually
- 2 – Occasionally/Sometimes
- 1 – Rarely
- 0 – I don't have a mentor

12. The teachers illustrate the concepts through examples and applications. *

- 4 – Every time
- 3 – Usually
- 2 – Occasionally/Sometimes
- 1 – Rarely
- 0 – Never

13. The teachers identify your strengths and encourage you with providing right level of challenges. *

- 4 – Fully
- 3 – Reasonably
- 2 – Partially
- 1 – Slightly
- 0 – Unable to

14. Teachers are able to identify your weaknesses and help you to overcome them. *

- 4 – Every time
- 3 – Usually
- 2 – Occasionally/Sometimes
- 1 – Rarely
- 0 – Never

15. The institution makes effort to engage students in the monitoring, review and continuous quality improvement of the teaching learning process. *

- 4 – Strongly agree
- 3 – Agree
- 2 – Neutral
- 1 – Disagree
- 0 – Strongly disagree

16. The institute/ teachers use student centric methods, such as experiential learning, participative learning and problem solving methodologies for enhancing learning experiences. *

- 4 – To a great extent
- 3 – Moderate
- 2 – Some what
- 1 – Very little
- 0 – Not at all

17. Teachers encourage you to participate in extracurricular activities. *

- 4 – Strongly agree
- 3 – Agree
- 2 – Neutral
- 1 – Disagree
- 0 – Strongly disagree

18. Efforts are made by the institute/ teachers to inculcate soft skills, life skills and employability skills to make you ready for the world of work. *

- 4 – To a great extent
- 3 – Moderate
- 2 – Some what
- 1 – Very little
- 0 – Not at all

19. What percentage of teachers use ICT tools such as LCD projector, Multimedia, etc. while teaching. *

- 4 – Above 90%
- 3 – 70 – 89%
- 2 – 50 – 69%
- 1 – 30 – 49%
- 0 – Below 29%

20. The overall quality of teaching-learning process in your institute is very good. *

- 4 – Strongly agree
- 3 – Agree
- 2 – Neutral
- 1 – Disagree
- 0 – Strongly disagree

21. Give three observation / suggestions to improve the overall teaching – learning experience in your institution. *

Teachers should give some attention to increase the individual marks of students

This content is neither created nor endorsed by Google.

Google Forms

KTSP Mandal's Hutatma Rajguru Mahavidyalaya Rajgurunagar IQAC Student Satisfaction Survey Academic Year 2022-23

Email *

satishbhoskar0101@gmail.com

Guidelines for Students As per NAAC guideline, our college is conducting a Student Satisfaction Survey regarding Teaching – Learning and Evaluation, which will help to upgrade the quality in higher education. A student will have to respond to all the questions given in the following format with her/his sincere effort and thought. Her/his identity will not be revealed.

Please confirm this is the first and only time you answer this survey. *

Yes

No

Name *

Bhoskar Jyoti suresh

Age *

20

Email *

satishbhoskar0101@gmail.com

Mobile No *

9356985962

Gender *

- Female
- Male
- Transgender

What degree program are you pursuing now? *

- a) Bachelor's
- b) Master's
- c) Other

What subject area are you currently pursuing? *

- a) Arts
- b) Commerce
- c) Science
- d) B. Sc. Computer Science
- e) B. B. A. (BCA)

Criterion II – Teaching–Learning and Evaluation Student Satisfaction Survey on Teaching Learning Process

Instructions to fill the questionnaire

- All questions should be compulsorily attempted.
- Each question has five responses, choose the most appropriate one.
- The response to the qualitative question no. 21 is student's opportunity to give suggestions or improvements; she/he can also mention weaknesses of the institute here. (Kindly restrict your response to teaching learning process only)

1. How much of the syllabus was covered in the class? *

- 4 – 85 to 100%
- 3 – 70 to 84%
- 2 – 55 to 69%
- 1– 30 to 54%
- 0 –Below 30%

2. How well did the teachers prepare for the classes? *

- 4 – Thoroughly
- 3 – Satisfactorily
- 2 – Poorly
- 1 – Indifferently
- 0 – Won't teach at all

3. How well were the teachers able to communicate? *

- 4 – Always effective
- 3 – Sometimes effective
- 2 – Just satisfactorily
- 1 – Generally ineffective
- 0 – Very poor communication

4. The teacher's approach to teaching can best be described as *

- 4 – Excellent
- 3 – Very good
- 2 – Good
- 1 – Fair
- 0 – Poor

5. Fairness of the internal evaluation process by the teachers. *

- 4 – Always fair
- 3 – Usually fair
- 2 – Sometimes unfair
- 1 – Usually unfair
- 0– Unfair

6. Was your performance in assignments discussed with you? *

- 4 – Every time
- 3 – Usually
- 2 – Occasionally/Sometimes
- 1 – Rarely
- 0– Never

7. The institute takes active interest in promoting internship, student exchange, field visit opportunities for students. *

- 4 – Regularly
- 3 – Often
- 2 – Sometimes
- 1 – Rarely
- 0– Never

8. The teaching and mentoring process in your institution facilitates you in cognitive, social and emotional growth. *

- 4 – Significantly
- 3 – Very well
- 2 – Moderately
- 1 – Marginally
- 0– Not at all

9. The institution provides multiple opportunities to learn and grow. *

- 4 – Strongly agree
- 3 – Agree
- 2 – Neutral
- 1 – Disagree
- 0– Strongly disagree

10. Teachers inform you about your expected competencies, course outcomes and programme outcomes. *

- 4 – Every time
- 3 – Usually
- 2– Occasionally/Sometimes
- 1 – Rarely
- 0– Never

11. Your mentor does a necessary follow-up with an assigned task to you. *

- 4 – Every time
- 3 – Usually
- 2 – Occasionally/Sometimes
- 1 – Rarely
- 0 – I don't have a mentor

12. The teachers illustrate the concepts through examples and applications. *

- 4 – Every time
- 3 – Usually
- 2 – Occasionally/Sometimes
- 1 – Rarely
- 0 – Never

13. The teachers identify your strengths and encourage you with providing right level of challenges. *

- 4 – Fully
- 3 – Reasonably
- 2 – Partially
- 1 – Slightly
- 0 – Unable to

14. Teachers are able to identify your weaknesses and help you to overcome them. *

- 4 – Every time
- 3 – Usually
- 2 – Occasionally/Sometimes
- 1 – Rarely
- 0 – Never

15. The institution makes effort to engage students in the monitoring, review and continuous quality improvement of the teaching learning process. *

- 4 – Strongly agree
- 3 – Agree
- 2 – Neutral
- 1 – Disagree
- 0 – Strongly disagree

16. The institute/ teachers use student centric methods, such as experiential learning, participative learning and problem solving methodologies for enhancing learning experiences. *

- 4 – To a great extent
- 3 – Moderate
- 2 – Some what
- 1 – Very little
- 0 – Not at all

17. Teachers encourage you to participate in extracurricular activities. *

- 4 – Strongly agree
- 3 – Agree
- 2 – Neutral
- 1 – Disagree
- 0 – Strongly disagree

18. Efforts are made by the institute/ teachers to inculcate soft skills, life skills and employability skills to make you ready for the world of work. *

- 4 – To a great extent
- 3 – Moderate
- 2 – Some what
- 1 – Very little
- 0 – Not at all

19. What percentage of teachers use ICT tools such as LCD projector, Multimedia, etc. while teaching. *

- 4 – Above 90%
- 3 – 70 – 89%
- 2 – 50 – 69%
- 1 – 30 – 49%
- 0 – Below 29%

20. The overall quality of teaching-learning process in your institute is very good. *

- 4 – Strongly agree
- 3 – Agree
- 2 – Neutral
- 1 – Disagree
- 0 – Strongly disagree

21. Give three observation / suggestions to improve the overall teaching – learning experience in your institution. *

All good

This content is neither created nor endorsed by Google.

Google Forms

KTSP Mandal's Hutatma Rajguru Mahavidyalaya Rajgurunagar IQAC Student Satisfaction Survey Academic Year 2022-23

Email *

harshadadaphal03@gmail.com

Guidelines for Students As per NAAC guideline, our college is conducting a Student Satisfaction Survey regarding Teaching – Learning and Evaluation, which will help to upgrade the quality in higher education. A student will have to respond to all the questions given in the following format with her/his sincere effort and thought. Her/his identity will not be revealed.

Please confirm this is the first and only time you answer this survey. *

Yes

No

Name *

Daphal Harshada laxman

Age *

20

Email *

harshadadaphal03@gmail.com

Mobile No *

7083313115

Gender *

- Female
- Male
- Transgender

What degree program are you pursuing now? *

- a) Bachelor's
- b) Master's
- c) Other

What subject area are you currently pursuing? *

- a) Arts
- b) Commerce
- c) Science
- d) B. Sc. Computer Science
- e) B. B. A. (BCA)

Criterion II – Teaching–Learning and Evaluation Student Satisfaction Survey on Teaching Learning Process

Instructions to fill the questionnaire

- All questions should be compulsorily attempted.
- Each question has five responses, choose the most appropriate one.
- The response to the qualitative question no. 21 is student's opportunity to give suggestions or improvements; she/he can also mention weaknesses of the institute here. (Kindly restrict your response to teaching learning process only)

1. How much of the syllabus was covered in the class? *

- 4 – 85 to 100%
- 3 – 70 to 84%
- 2 – 55 to 69%
- 1– 30 to 54%
- 0 –Below 30%

2. How well did the teachers prepare for the classes? *

- 4 – Thoroughly
- 3 – Satisfactorily
- 2 – Poorly
- 1 – Indifferently
- 0 – Won't teach at all

3. How well were the teachers able to communicate? *

- 4 – Always effective
- 3 – Sometimes effective
- 2 – Just satisfactorily
- 1 – Generally ineffective
- 0 – Very poor communication

4. The teacher's approach to teaching can best be described as *

- 4 – Excellent
- 3 – Very good
- 2 – Good
- 1 – Fair
- 0 – Poor

5. Fairness of the internal evaluation process by the teachers. *

- 4 – Always fair
- 3 – Usually fair
- 2 – Sometimes unfair
- 1 – Usually unfair
- 0– Unfair

6. Was your performance in assignments discussed with you? *

- 4 – Every time
- 3 – Usually
- 2 – Occasionally/Sometimes
- 1 – Rarely
- 0– Never

7. The institute takes active interest in promoting internship, student exchange, field visit opportunities for students. *

- 4 – Regularly
- 3 – Often
- 2 – Sometimes
- 1 – Rarely
- 0– Never

8. The teaching and mentoring process in your institution facilitates you in cognitive, social and emotional growth. *

- 4 – Significantly
- 3 – Very well
- 2 – Moderately
- 1 – Marginally
- 0– Not at all

9. The institution provides multiple opportunities to learn and grow. *

- 4 – Strongly agree
- 3 – Agree
- 2 – Neutral
- 1 – Disagree
- 0– Strongly disagree

10. Teachers inform you about your expected competencies, course outcomes and programme outcomes. *

- 4 – Every time
- 3 – Usually
- 2– Occasionally/Sometimes
- 1 – Rarely
- 0– Never

11. Your mentor does a necessary follow-up with an assigned task to you. *

- 4 – Every time
- 3 – Usually
- 2 – Occasionally/Sometimes
- 1 – Rarely
- 0 – I don't have a mentor

12. The teachers illustrate the concepts through examples and applications. *

- 4 – Every time
- 3 – Usually
- 2 – Occasionally/Sometimes
- 1 – Rarely
- 0 – Never

13. The teachers identify your strengths and encourage you with providing right level of challenges. *

- 4 – Fully
- 3 – Reasonably
- 2 – Partially
- 1 – Slightly
- 0 – Unable to

14. Teachers are able to identify your weaknesses and help you to overcome them. *

- 4 – Every time
- 3 – Usually
- 2 – Occasionally/Sometimes
- 1 – Rarely
- 0 – Never

15. The institution makes effort to engage students in the monitoring, review and continuous quality improvement of the teaching learning process. *

- 4 – Strongly agree
- 3 – Agree
- 2 – Neutral
- 1 – Disagree
- 0 – Strongly disagree

16. The institute/ teachers use student centric methods, such as experiential learning, participative learning and problem solving methodologies for enhancing learning experiences. *

- 4 – To a great extent
- 3 – Moderate
- 2 – Some what
- 1 – Very little
- 0 – Not at all

17. Teachers encourage you to participate in extracurricular activities. *

- 4 – Strongly agree
- 3 – Agree
- 2 – Neutral
- 1 – Disagree
- 0 – Strongly disagree

18. Efforts are made by the institute/ teachers to inculcate soft skills, life skills and employability skills to make you ready for the world of work. *

- 4 – To a great extent
- 3 – Moderate
- 2 – Some what
- 1 – Very little
- 0 – Not at all

19. What percentage of teachers use ICT tools such as LCD projector, Multimedia, etc. while teaching. *

- 4 – Above 90%
- 3 – 70 – 89%
- 2 – 50 – 69%
- 1 – 30 – 49%
- 0 – Below 29%

20. The overall quality of teaching-learning process in your institute is very good. *

- 4 – Strongly agree
- 3 – Agree
- 2 – Neutral
- 1 – Disagree
- 0 – Strongly disagree

21. Give three observation / suggestions to improve the overall teaching – learning experience in your institution. *

Practical approach

This content is neither created nor endorsed by Google.

Google Forms

KTSP Mandal's Hutatma Rajguru Mahavidyalaya Rajgurunagar IQAC Student Satisfaction Survey Academic Year 2022-23

Email *

wajes778@gmail.com

Guidelines for Students As per NAAC guideline, our college is conducting a Student Satisfaction Survey regarding Teaching – Learning and Evaluation, which will help to upgrade the quality in higher education. A student will have to respond to all the questions given in the following format with her/his sincere effort and thought. Her/his identity will not be revealed.

Please confirm this is the first and only time you answer this survey. *

Yes

No

Name *

Suraj vasant waje

Age *

20

Email *

Wajes778@gmail.com

Mobile No *

9022464036

Gender *

- Female
- Male
- Transgender

What degree program are you pursuing now? *

- a) Bachelor's
- b) Master's
- c) Other

What subject area are you currently pursuing? *

- a) Arts
- b) Commerce
- c) Science
- d) B. Sc. Computer Science
- e) B. B. A. (BCA)

Criterion II – Teaching–Learning and Evaluation Student Satisfaction Survey on Teaching Learning Process

Instructions to fill the questionnaire

- All questions should be compulsorily attempted.
- Each question has five responses, choose the most appropriate one.
- The response to the qualitative question no. 21 is student's opportunity to give suggestions or improvements; she/he can also mention weaknesses of the institute here. (Kindly restrict your response to teaching learning process only)

1. How much of the syllabus was covered in the class? *

- 4 – 85 to 100%
- 3 – 70 to 84%
- 2 – 55 to 69%
- 1– 30 to 54%
- 0 –Below 30%

2. How well did the teachers prepare for the classes? *

- 4 – Thoroughly
- 3 – Satisfactorily
- 2 – Poorly
- 1 – Indifferently
- 0 – Won't teach at all

3. How well were the teachers able to communicate? *

- 4 – Always effective
- 3 – Sometimes effective
- 2 – Just satisfactorily
- 1 – Generally ineffective
- 0 – Very poor communication

4. The teacher's approach to teaching can best be described as *

- 4 – Excellent
- 3 – Very good
- 2 – Good
- 1 – Fair
- 0 – Poor

5. Fairness of the internal evaluation process by the teachers. *

- 4 – Always fair
- 3 – Usually fair
- 2 – Sometimes unfair
- 1 – Usually unfair
- 0– Unfair

6. Was your performance in assignments discussed with you? *

- 4 – Every time
- 3 – Usually
- 2 – Occasionally/Sometimes
- 1 – Rarely
- 0– Never

7. The institute takes active interest in promoting internship, student exchange, field visit opportunities for students. *

- 4 – Regularly
- 3 – Often
- 2 – Sometimes
- 1 – Rarely
- 0– Never

8. The teaching and mentoring process in your institution facilitates you in cognitive, social and emotional growth. *

- 4 – Significantly
- 3 – Very well
- 2 – Moderately
- 1 – Marginally
- 0– Not at all

9. The institution provides multiple opportunities to learn and grow. *

- 4 – Strongly agree
- 3 – Agree
- 2 – Neutral
- 1 – Disagree
- 0– Strongly disagree

10. Teachers inform you about your expected competencies, course outcomes and programme outcomes. *

- 4 – Every time
- 3 – Usually
- 2– Occasionally/Sometimes
- 1 – Rarely
- 0– Never

11. Your mentor does a necessary follow-up with an assigned task to you. *

- 4 – Every time
- 3 – Usually
- 2 – Occasionally/Sometimes
- 1 – Rarely
- 0 – I don't have a mentor

12. The teachers illustrate the concepts through examples and applications. *

- 4 – Every time
- 3 – Usually
- 2 – Occasionally/Sometimes
- 1 – Rarely
- 0 – Never

13. The teachers identify your strengths and encourage you with providing right level of challenges. *

- 4 – Fully
- 3 – Reasonably
- 2 – Partially
- 1 – Slightly
- 0 – Unable to

14. Teachers are able to identify your weaknesses and help you to overcome them. *

- 4 – Every time
- 3 – Usually
- 2 – Occasionally/Sometimes
- 1 – Rarely
- 0 – Never

15. The institution makes effort to engage students in the monitoring, review and continuous quality improvement of the teaching learning process. *

- 4 – Strongly agree
- 3 – Agree
- 2 – Neutral
- 1 – Disagree
- 0 – Strongly disagree

16. The institute/ teachers use student centric methods, such as experiential learning, participative learning and problem solving methodologies for enhancing learning experiences. *

- 4 – To a great extent
- 3 – Moderate
- 2 – Some what
- 1 – Very little
- 0 – Not at all

17. Teachers encourage you to participate in extracurricular activities. *

- 4 – Strongly agree
- 3 – Agree
- 2 – Neutral
- 1 – Disagree
- 0 – Strongly disagree

18. Efforts are made by the institute/ teachers to inculcate soft skills, life skills and employability skills to make you ready for the world of work. *

- 4 – To a great extent
- 3 – Moderate
- 2 – Some what
- 1 – Very little
- 0 – Not at all

19. What percentage of teachers use ICT tools such as LCD projector, Multimedia, etc. while teaching. *

- 4 – Above 90%
- 3 – 70 – 89%
- 2 – 50 – 69%
- 1 – 30 – 49%
- 0 – Below 29%

20. The overall quality of teaching-learning process in your institute is very good. *

- 4 – Strongly agree
- 3 – Agree
- 2 – Neutral
- 1 – Disagree
- 0 – Strongly disagree

21. Give three observation / suggestions to improve the overall teaching – learning experience in your institution. *

Nothing else

This content is neither created nor endorsed by Google.

Google Forms

KTSP Mandal's Hutatma Rajguru Mahavidyalaya Rajgurunagar IQAC Student Satisfaction Survey Academic Year 2022-23

Email *

ashashinde2223@gmail.com

Guidelines for Students As per NAAC guideline, our college is conducting a Student Satisfaction Survey regarding Teaching – Learning and Evaluation, which will help to upgrade the quality in higher education. A student will have to respond to all the questions given in the following format with her/his sincere effort and thought. Her/his identity will not be revealed.

Please confirm this is the first and only time you answer this survey. *

Yes

No

Name *

Vaishnavi Sunil Shinde

Age *

20

Email *

ashashinde2223@gmail.com

Mobile No *

9175797657

Gender *

- Female
- Male
- Transgender

What degree program are you pursuing now? *

- a) Bachelor's
- b) Master's
- c) Other

What subject area are you currently pursuing? *

- a) Arts
- b) Commerce
- c) Science
- d) B. Sc. Computer Science
- e) B. B. A. (BCA)

Criterion II – Teaching–Learning and Evaluation Student Satisfaction Survey on Teaching Learning Process

Instructions to fill the questionnaire

- All questions should be compulsorily attempted.
- Each question has five responses, choose the most appropriate one.
- The response to the qualitative question no. 21 is student's opportunity to give suggestions or improvements; she/he can also mention weaknesses of the institute here. (Kindly restrict your response to teaching learning process only)

1. How much of the syllabus was covered in the class? *

- 4 – 85 to 100%
- 3 – 70 to 84%
- 2 – 55 to 69%
- 1– 30 to 54%
- 0 –Below 30%

2. How well did the teachers prepare for the classes? *

- 4 – Thoroughly
- 3 – Satisfactorily
- 2 – Poorly
- 1 – Indifferently
- 0 – Won't teach at all

3. How well were the teachers able to communicate? *

- 4 – Always effective
- 3 – Sometimes effective
- 2 – Just satisfactorily
- 1 – Generally ineffective
- 0 – Very poor communication

4. The teacher's approach to teaching can best be described as *

- 4 – Excellent
- 3 – Very good
- 2 – Good
- 1 – Fair
- 0 – Poor

5. Fairness of the internal evaluation process by the teachers. *

- 4 – Always fair
- 3 – Usually fair
- 2 – Sometimes unfair
- 1 – Usually unfair
- 0– Unfair

6. Was your performance in assignments discussed with you? *

- 4 – Every time
- 3 – Usually
- 2 – Occasionally/Sometimes
- 1 – Rarely
- 0– Never

7. The institute takes active interest in promoting internship, student exchange, field visit opportunities for students. *

- 4 – Regularly
- 3 – Often
- 2 – Sometimes
- 1 – Rarely
- 0– Never

8. The teaching and mentoring process in your institution facilitates you in cognitive, social and emotional growth. *

- 4 – Significantly
- 3 – Very well
- 2 – Moderately
- 1 – Marginally
- 0– Not at all

9. The institution provides multiple opportunities to learn and grow. *

- 4 – Strongly agree
- 3 – Agree
- 2 – Neutral
- 1 – Disagree
- 0– Strongly disagree

10. Teachers inform you about your expected competencies, course outcomes and programme outcomes. *

- 4 – Every time
- 3 – Usually
- 2– Occasionally/Sometimes
- 1 – Rarely
- 0– Never

11. Your mentor does a necessary follow-up with an assigned task to you. *

- 4 – Every time
- 3 – Usually
- 2 – Occasionally/Sometimes
- 1 – Rarely
- 0 – I don't have a mentor

12. The teachers illustrate the concepts through examples and applications. *

- 4 – Every time
- 3 – Usually
- 2 – Occasionally/Sometimes
- 1 – Rarely
- 0 – Never

13. The teachers identify your strengths and encourage you with providing right level of challenges. *

- 4 – Fully
- 3 – Reasonably
- 2 – Partially
- 1 – Slightly
- 0 – Unable to

14. Teachers are able to identify your weaknesses and help you to overcome them. *

- 4 – Every time
- 3 – Usually
- 2 – Occasionally/Sometimes
- 1 – Rarely
- 0 – Never

15. The institution makes effort to engage students in the monitoring, review and continuous quality improvement of the teaching learning process. *

- 4 – Strongly agree
- 3 – Agree
- 2 – Neutral
- 1 – Disagree
- 0 – Strongly disagree

16. The institute/ teachers use student centric methods, such as experiential learning, participative learning and problem solving methodologies for enhancing learning experiences. *

- 4 – To a great extent
- 3 – Moderate
- 2 – Some what
- 1 – Very little
- 0 – Not at all

17. Teachers encourage you to participate in extracurricular activities. *

- 4 – Strongly agree
- 3 – Agree
- 2 – Neutral
- 1 – Disagree
- 0 – Strongly disagree

18. Efforts are made by the institute/ teachers to inculcate soft skills, life skills and employability skills to make you ready for the world of work. *

- 4 – To a great extent
- 3 – Moderate
- 2 – Some what
- 1 – Very little
- 0 – Not at all

19. What percentage of teachers use ICT tools such as LCD projector, Multimedia, etc. while teaching. *

- 4 – Above 90%
- 3 – 70 – 89%
- 2 – 50 – 69%
- 1 – 30 – 49%
- 0 – Below 29%

20. The overall quality of teaching-learning process in your institute is very good. *

- 4 – Strongly agree
- 3 – Agree
- 2 – Neutral
- 1 – Disagree
- 0 – Strongly disagree

21. Give three observation / suggestions to improve the overall teaching – learning experience in your institution. *

All is well

This content is neither created nor endorsed by Google.

Google Forms

KTSP Mandal's Hutatma Rajguru Mahavidyalaya Rajgurunagar IQAC Student Satisfaction Survey Academic Year 2022-23

Email *

phadkepradnya1004@gmail.com

Guidelines for Students As per NAAC guideline, our college is conducting a Student Satisfaction Survey regarding Teaching – Learning and Evaluation, which will help to upgrade the quality in higher education. A student will have to respond to all the questions given in the following format with her/his sincere effort and thought. Her/his identity will not be revealed.

Please confirm this is the first and only time you answer this survey. *

Yes

No

Name *

Phadke Pradnya Santosh

Age *

20

Email *

phadkepradnya1004@gmail.com

Mobile No *

7218705633

Gender *

- Female
- Male
- Transgender

What degree program are you pursuing now? *

- a) Bachelor's
- b) Master's
- c) Other

What subject area are you currently pursuing? *

- a) Arts
- b) Commerce
- c) Science
- d) B. Sc. Computer Science
- e) B. B. A. (BCA)

Criterion II – Teaching–Learning and Evaluation Student Satisfaction Survey on Teaching Learning Process

Instructions to fill the questionnaire

- All questions should be compulsorily attempted.
- Each question has five responses, choose the most appropriate one.
- The response to the qualitative question no. 21 is student's opportunity to give suggestions or improvements; she/he can also mention weaknesses of the institute here. (Kindly restrict your response to teaching learning process only)

1. How much of the syllabus was covered in the class? *

- 4 – 85 to 100%
- 3 – 70 to 84%
- 2 – 55 to 69%
- 1– 30 to 54%
- 0 –Below 30%

2. How well did the teachers prepare for the classes? *

- 4 – Thoroughly
- 3 – Satisfactorily
- 2 – Poorly
- 1 – Indifferently
- 0 – Won't teach at all

3. How well were the teachers able to communicate? *

- 4 – Always effective
- 3 – Sometimes effective
- 2 – Just satisfactorily
- 1 – Generally ineffective
- 0 – Very poor communication

4. The teacher's approach to teaching can best be described as *

- 4 – Excellent
- 3 – Very good
- 2 – Good
- 1 – Fair
- 0 – Poor

5. Fairness of the internal evaluation process by the teachers. *

- 4 – Always fair
- 3 – Usually fair
- 2 – Sometimes unfair
- 1 – Usually unfair
- 0– Unfair

6. Was your performance in assignments discussed with you? *

- 4 – Every time
- 3 – Usually
- 2 – Occasionally/Sometimes
- 1 – Rarely
- 0– Never

7. The institute takes active interest in promoting internship, student exchange, field visit opportunities for students. *

- 4 – Regularly
- 3 – Often
- 2 – Sometimes
- 1 – Rarely
- 0– Never

8. The teaching and mentoring process in your institution facilitates you in cognitive, social and emotional growth. *

- 4 – Significantly
- 3 – Very well
- 2 – Moderately
- 1 – Marginally
- 0– Not at all

9. The institution provides multiple opportunities to learn and grow. *

- 4 – Strongly agree
- 3 – Agree
- 2 – Neutral
- 1 – Disagree
- 0– Strongly disagree

10. Teachers inform you about your expected competencies, course outcomes and programme outcomes. *

- 4 – Every time
- 3 – Usually
- 2– Occasionally/Sometimes
- 1 – Rarely
- 0– Never

11. Your mentor does a necessary follow-up with an assigned task to you. *

- 4 – Every time
- 3 – Usually
- 2 – Occasionally/Sometimes
- 1 – Rarely
- 0 – I don't have a mentor

12. The teachers illustrate the concepts through examples and applications. *

- 4 – Every time
- 3 – Usually
- 2 – Occasionally/Sometimes
- 1 – Rarely
- 0 – Never

13. The teachers identify your strengths and encourage you with providing right level of challenges. *

- 4 – Fully
- 3 – Reasonably
- 2 – Partially
- 1 – Slightly
- 0 – Unable to

14. Teachers are able to identify your weaknesses and help you to overcome them. *

- 4 – Every time
- 3 – Usually
- 2 – Occasionally/Sometimes
- 1 – Rarely
- 0 – Never

15. The institution makes effort to engage students in the monitoring, review and continuous quality improvement of the teaching learning process. *

- 4 – Strongly agree
- 3 – Agree
- 2 – Neutral
- 1 – Disagree
- 0 – Strongly disagree

16. The institute/ teachers use student centric methods, such as experiential learning, participative learning and problem solving methodologies for enhancing learning experiences. *

- 4 – To a great extent
- 3 – Moderate
- 2 – Some what
- 1 – Very little
- 0 – Not at all

17. Teachers encourage you to participate in extracurricular activities. *

- 4 – Strongly agree
- 3 – Agree
- 2 – Neutral
- 1 – Disagree
- 0 – Strongly disagree

18. Efforts are made by the institute/ teachers to inculcate soft skills, life skills and employability skills to make you ready for the world of work. *

- 4 – To a great extent
- 3 – Moderate
- 2 – Some what
- 1 – Very little
- 0 – Not at all

19. What percentage of teachers use ICT tools such as LCD projector, Multimedia, etc. while teaching. *

- 4 – Above 90%
- 3 – 70 – 89%
- 2 – 50 – 69%
- 1 – 30 – 49%
- 0 – Below 29%

20. The overall quality of teaching-learning process in your institute is very good. *

- 4 – Strongly agree
- 3 – Agree
- 2 – Neutral
- 1 – Disagree
- 0 – Strongly disagree

21. Give three observation / suggestions to improve the overall teaching – learning experience in your institution. *

Nothing

This content is neither created nor endorsed by Google.

Google Forms

KTSP Mandal's Hutatma Rajguru Mahavidyalaya Rajgurunagar IQAC Student Satisfaction Survey Academic Year 2022-23

Email *

asmitamohan13@gmail.com

Guidelines for Students As per NAAC guideline, our college is conducting a Student Satisfaction Survey regarding Teaching – Learning and Evaluation, which will help to upgrade the quality in higher education. A student will have to respond to all the questions given in the following format with her/his sincere effort and thought. Her/his identity will not be revealed.

Please confirm this is the first and only time you answer this survey. *

Yes

No

Name *

Asmita Mohan

Age *

20

Email *

asmitamohan13@gmail.com

Mobile No *

8605151768

Gender *

- Female
- Male
- Transgender

What degree program are you pursuing now? *

- a) Bachelor's
- b) Master's
- c) Other

What subject area are you currently pursuing? *

- a) Arts
- b) Commerce
- c) Science
- d) B. Sc. Computer Science
- e) B. B. A. (BCA)

Criterion II – Teaching–Learning and Evaluation Student Satisfaction Survey on Teaching Learning Process

Instructions to fill the questionnaire

- All questions should be compulsorily attempted.
- Each question has five responses, choose the most appropriate one.
- The response to the qualitative question no. 21 is student's opportunity to give suggestions or improvements; she/he can also mention weaknesses of the institute here. (Kindly restrict your response to teaching learning process only)

1. How much of the syllabus was covered in the class? *

- 4 – 85 to 100%
- 3 – 70 to 84%
- 2 – 55 to 69%
- 1– 30 to 54%
- 0 –Below 30%

2. How well did the teachers prepare for the classes? *

- 4 – Thoroughly
- 3 – Satisfactorily
- 2 – Poorly
- 1 – Indifferently
- 0 – Won't teach at all

3. How well were the teachers able to communicate? *

- 4 – Always effective
- 3 – Sometimes effective
- 2 – Just satisfactorily
- 1 – Generally ineffective
- 0 – Very poor communication

4. The teacher's approach to teaching can best be described as *

- 4 – Excellent
- 3 – Very good
- 2 – Good
- 1 – Fair
- 0 – Poor

5. Fairness of the internal evaluation process by the teachers. *

- 4 – Always fair
- 3 – Usually fair
- 2 – Sometimes unfair
- 1 – Usually unfair
- 0– Unfair

6. Was your performance in assignments discussed with you? *

- 4 – Every time
- 3 – Usually
- 2 – Occasionally/Sometimes
- 1 – Rarely
- 0– Never

7. The institute takes active interest in promoting internship, student exchange, field visit opportunities for students. *

- 4 – Regularly
- 3 – Often
- 2 – Sometimes
- 1 – Rarely
- 0– Never

8. The teaching and mentoring process in your institution facilitates you in cognitive, social and emotional growth. *

- 4 – Significantly
- 3 – Very well
- 2 – Moderately
- 1 – Marginally
- 0– Not at all

9. The institution provides multiple opportunities to learn and grow. *

- 4 – Strongly agree
- 3 – Agree
- 2 – Neutral
- 1 – Disagree
- 0– Strongly disagree

10. Teachers inform you about your expected competencies, course outcomes and programme outcomes. *

- 4 – Every time
- 3 – Usually
- 2– Occasionally/Sometimes
- 1 – Rarely
- 0– Never

11. Your mentor does a necessary follow-up with an assigned task to you. *

- 4 – Every time
- 3 – Usually
- 2 – Occasionally/Sometimes
- 1 – Rarely
- 0 – I don't have a mentor

12. The teachers illustrate the concepts through examples and applications. *

- 4 – Every time
- 3 – Usually
- 2 – Occasionally/Sometimes
- 1 – Rarely
- 0 – Never

13. The teachers identify your strengths and encourage you with providing right level of challenges. *

- 4 – Fully
- 3 – Reasonably
- 2 – Partially
- 1 – Slightly
- 0 – Unable to

14. Teachers are able to identify your weaknesses and help you to overcome them. *

- 4 – Every time
- 3 – Usually
- 2 – Occasionally/Sometimes
- 1 – Rarely
- 0 – Never

15. The institution makes effort to engage students in the monitoring, review and continuous quality improvement of the teaching learning process. *

- 4 – Strongly agree
- 3 – Agree
- 2 – Neutral
- 1 – Disagree
- 0 – Strongly disagree

16. The institute/ teachers use student centric methods, such as experiential learning, participative learning and problem solving methodologies for enhancing learning experiences. *

- 4 – To a great extent
- 3 – Moderate
- 2 – Some what
- 1 – Very little
- 0 – Not at all

17. Teachers encourage you to participate in extracurricular activities. *

- 4 – Strongly agree
- 3 – Agree
- 2 – Neutral
- 1 – Disagree
- 0 – Strongly disagree

18. Efforts are made by the institute/ teachers to inculcate soft skills, life skills and employability skills to make you ready for the world of work. *

- 4 – To a great extent
- 3 – Moderate
- 2 – Some what
- 1 – Very little
- 0 – Not at all

19. What percentage of teachers use ICT tools such as LCD projector, Multimedia, etc. while teaching. *

- 4 – Above 90%
- 3 – 70 – 89%
- 2 – 50 – 69%
- 1 – 30 – 49%
- 0 – Below 29%

20. The overall quality of teaching-learning process in your institute is very good. *

- 4 – Strongly agree
- 3 – Agree
- 2 – Neutral
- 1 – Disagree
- 0 – Strongly disagree

21. Give three observation / suggestions to improve the overall teaching – learning experience in your institution. *

No

This content is neither created nor endorsed by Google.

Google Forms

KTSP Mandal's Hutatma Rajguru Mahavidyalaya Rajgurunagar IQAC Student Satisfaction Survey Academic Year 2022-23

Email *

vrushalikale2004@gmail.com

Guidelines for Students As per NAAC guideline, our college is conducting a Student Satisfaction Survey regarding Teaching – Learning and Evaluation, which will help to upgrade the quality in higher education. A student will have to respond to all the questions given in the following format with her/his sincere effort and thought. Her/his identity will not be revealed.

Please confirm this is the first and only time you answer this survey. *

Yes

No

Name *

Kale vrushali dipak

Age *

20

Email *

Vrushalikale2004@gmail.com

Mobile No *

7498847289

Gender *

- Female
- Male
- Transgender

What degree program are you pursuing now? *

- a) Bachelor's
- b) Master's
- c) Other

What subject area are you currently pursuing? *

- a) Arts
- b) Commerce
- c) Science
- d) B. Sc. Computer Science
- e) B. B. A. (BCA)

Criterion II – Teaching–Learning and Evaluation Student Satisfaction Survey on Teaching Learning Process

Instructions to fill the questionnaire

- All questions should be compulsorily attempted.
- Each question has five responses, choose the most appropriate one.
- The response to the qualitative question no. 21 is student's opportunity to give suggestions or improvements; she/he can also mention weaknesses of the institute here. (Kindly restrict your response to teaching learning process only)

1. How much of the syllabus was covered in the class? *

- 4 – 85 to 100%
- 3 – 70 to 84%
- 2 – 55 to 69%
- 1– 30 to 54%
- 0 –Below 30%

2. How well did the teachers prepare for the classes? *

- 4 – Thoroughly
- 3 – Satisfactorily
- 2 – Poorly
- 1 – Indifferently
- 0 – Won't teach at all

3. How well were the teachers able to communicate? *

- 4 – Always effective
- 3 – Sometimes effective
- 2 – Just satisfactorily
- 1 – Generally ineffective
- 0 – Very poor communication

4. The teacher's approach to teaching can best be described as *

- 4 – Excellent
- 3 – Very good
- 2 – Good
- 1 – Fair
- 0 – Poor

5. Fairness of the internal evaluation process by the teachers. *

- 4 – Always fair
- 3 – Usually fair
- 2 – Sometimes unfair
- 1 – Usually unfair
- 0– Unfair

6. Was your performance in assignments discussed with you? *

- 4 – Every time
- 3 – Usually
- 2 – Occasionally/Sometimes
- 1 – Rarely
- 0– Never

7. The institute takes active interest in promoting internship, student exchange, field visit opportunities for students. *

- 4 – Regularly
- 3 – Often
- 2 – Sometimes
- 1 – Rarely
- 0– Never

8. The teaching and mentoring process in your institution facilitates you in cognitive, social and emotional growth. *

- 4 – Significantly
- 3 – Very well
- 2 – Moderately
- 1 – Marginally
- 0– Not at all

9. The institution provides multiple opportunities to learn and grow. *

- 4 – Strongly agree
- 3 – Agree
- 2 – Neutral
- 1 – Disagree
- 0– Strongly disagree

10. Teachers inform you about your expected competencies, course outcomes and programme outcomes. *

- 4 – Every time
- 3 – Usually
- 2– Occasionally/Sometimes
- 1 – Rarely
- 0– Never

11. Your mentor does a necessary follow-up with an assigned task to you. *

- 4 – Every time
- 3 – Usually
- 2 – Occasionally/Sometimes
- 1 – Rarely
- 0 – I don't have a mentor

12. The teachers illustrate the concepts through examples and applications. *

- 4 – Every time
- 3 – Usually
- 2 – Occasionally/Sometimes
- 1 – Rarely
- 0 – Never

13. The teachers identify your strengths and encourage you with providing right level of challenges. *

- 4 – Fully
- 3 – Reasonably
- 2 – Partially
- 1 – Slightly
- 0 – Unable to

14. Teachers are able to identify your weaknesses and help you to overcome them. *

- 4 – Every time
- 3 – Usually
- 2 – Occasionally/Sometimes
- 1 – Rarely
- 0 – Never

15. The institution makes effort to engage students in the monitoring, review and continuous quality improvement of the teaching learning process. *

- 4 – Strongly agree
- 3 – Agree
- 2 – Neutral
- 1 – Disagree
- 0 – Strongly disagree

16. The institute/ teachers use student centric methods, such as experiential learning, participative learning and problem solving methodologies for enhancing learning experiences. *

- 4 – To a great extent
- 3 – Moderate
- 2 – Some what
- 1 – Very little
- 0 – Not at all

17. Teachers encourage you to participate in extracurricular activities. *

- 4 – Strongly agree
- 3 – Agree
- 2 – Neutral
- 1 – Disagree
- 0 – Strongly disagree

18. Efforts are made by the institute/ teachers to inculcate soft skills, life skills and employability skills to make you ready for the world of work. *

- 4 – To a great extent
- 3 – Moderate
- 2 – Some what
- 1 – Very little
- 0 – Not at all

19. What percentage of teachers use ICT tools such as LCD projector, Multimedia, etc. while teaching. *

- 4 – Above 90%
- 3 – 70 – 89%
- 2 – 50 – 69%
- 1 – 30 – 49%
- 0 – Below 29%

20. The overall quality of teaching-learning process in your institute is very good. *

- 4 – Strongly agree
- 3 – Agree
- 2 – Neutral
- 1 – Disagree
- 0 – Strongly disagree

21. Give three observation / suggestions to improve the overall teaching – learning experience in your institution. *

No

This content is neither created nor endorsed by Google.

Google Forms